

## **Bumper 9 (NL) Finance B.V.**



### **Monthly Investor Report - September 2018**

**Amortising Period**

**Reporting Date: 19 September 2018**

#### **Leaseplan Nederland N.V.**

P.J. Oudweg 4  
1314 CH Almere (The Netherlands)  
Tel: + 31(0)36 527 2700  
Email: [Bumper.IR@leaseplancorp.com](mailto:Bumper.IR@leaseplancorp.com)  
Web: [www.bumperfinance.com](http://www.bumperfinance.com)

#### **Intertrust Group**

Prins Bernhardplein 200  
1097 JB Amsterdam  
The Netherlands  
Email: [securitisation@intertrustgroup.com](mailto:securitisation@intertrustgroup.com)



Table of Contents

	Page
General Information & Key Dates	3
Notes Information	4
Counterparty Credit Ratings	5
Trigger Events	5
Liquidity Reserve Ledger	6
Set-Off Reserve Ledger	6
Maintenance Reserve Ledger	6
Commingling Reserve Ledger	7
Reserve Loan Interest	7
Development of Pool within Collection Period	8
Available Distribution Amount	9
Amortisation Priority of Payments	10
Swap Information	11
Delinquency Profile	12
Defaulted Lease Agreements	13
Sales Proceeds	14
Replenishment Criteria	15
Revolving Period Termination Events	16
Amortisation Schedule	17
Stratification Tables	19
Contact Information	26

The defined terms used in the monthly report shall, by reference, incorporate the defined terms set out generally in the Prospectus and more specifically in the Glossary of Certain Defined Terms in the Prospectus



**General Information & Key Dates**

Note Class	Class A	Class B	Subordinated Loan
<b>General information</b>			
Issuer	Bumper 9 (NL) Finance B.V.	Bumper 9 (NL) Finance B.V.	
ISIN Code	XS1629047017	XS1629065936	
Common code	162904701	162906593	
Stock Exchange Listing(s)	Euronext Amsterdam	Euronext Amsterdam	
Currency	Euro	Euro	Euro
Number of Notes	5,425	315	N/A
Original Credit Rating(s) (Moody's/DBRS)	Aaa (sf)/AAA (sf)	Aa2 (sf)/AA (sf)	N/A
Current Credit Ratings(s) (Moody's/DBRS)	Aaa (sf)/AAA (sf)	Aa2 (sf)/AA (sf)	N/A
<b>Key Dates</b>			
Closing Date	13 Jul 2017	13 Jul 2017	13 Jul 2017
Legal Maturity Date	22 Jul 2031	22 Jul 2031	22 Jul 2031
Portfolio Date	31 Aug 2018	31 Aug 2018	31 Aug 2018
Reporting Date	19 Sep 2018	19 Sep 2018	19 Sep 2018
Interest Payment Date	24 Sep 2018	24 Sep 2018	24 Sep 2018
Current Reporting Period	1 Aug 2018 - 31 Aug 2018	1 Aug 2018 - 31 Aug 2018	1 Aug 2018 - 31 Aug 2018
Accrual Start Date	22 Aug 2018	22 Aug 2018	22 Aug 2018
Accrual End Date	24 Sep 2018	24 Sep 2018	24 Sep 2018
Accrual Period (in days)	33	33	32
Fixing Date Reference Rate	20 Aug 2018	20 Aug 2018	

The Class A and B Notes are placed with public investors, which are not in the Originator Group

**Notes Information**

Note Class	Class A	Class B	Subordinated Loan
<b>Principal information</b>			
Original Principal Balance	€542,500,000.00	€31,500,000.00	€125,999,996.65
Original Balance per Note	€100,000.00	€100,000.00	N/A
Principal Balance before Payment	€526,698,819.50	€31,500,000.00	€125,999,996.65
Total Principal Payments	€16,345,633.50		
Principal Balance after Payment	€510,353,186.00	€31,500,000.00	€125,999,996.65
Principal Balance per Note before Payment	€97,087.34	€100,000.00	N/A
Principal Payments per Note	€3,013.02	€0.00	€0.00
Balance after Payment per Note	€94,074.32	€100,000.00	N/A
<b>Interest information</b>			
Reference Rate	Euribor1M	Euribor1M	Fixed
Coupon Reference Rate (in %)	-0.36900	-0.36900	N/A
Margin (in %)	0.40000	0.60000	N/A
Current Coupon (in %)	0.03100	0.23100	1.20000
Day Count Convention	act/360	act/360	30/360
Total Interest Amount due	€14,973.00	€6,671.70	€134,400.00
Interest Amount due per Note	€2.76	€21.18	€0.00
Total Unpaid Interest Amount in Period	€0.00	€0.00	€0.00
Total Cumulative Unpaid Interest Amount	€0.00	€0.00	€0.00
<b>Total Principal + Interest Payments</b>	<b>€16,360,606.50</b>	<b>€6,671.70</b>	<b>€134,400.00</b>
<b>Credit Enhancement at closing</b>			
ADB at Closing	€699,999,996.65	€699,999,996.65	
Through minimum Liquidity Reserve	€2,000,000.00		
as a % of total ADB	0.29		
Through Subordination	€157,499,996.65	€125,999,996.65	
as a % of total ADB	22.50	18.00	
<b>Current Credit Enhancement</b>			
ADB at Current	€667,853,137.22	€667,853,137.22	
Through minimum Liquidity Reserve	€2,000,000.00		
as a % of total ADB	0.30		
Through Subordination	€157,499,996.65	€125,999,996.65	
as a % of total ADB	23.58	18.87	

LeasePlan in its capacity as originator has undertaken to retain, on an on-going basis, a material net economic interest of not less than 5% in the Bumper 9 transaction in accordance with Article 405 of the CRR and Article 51 of the AIFMR



### Counterparty Credit Ratings

Counterparty Credit Ratings					
		Moody's		DBRS	
Role	Party	Short Term	Long Term	Short Term	Long Term
Account Bank	ABN AMRO Bank N.V.	P1	A1	R-1 (m)	A (high)
Swap Counterparty	ABN AMRO Bank N.V.	P1	A1	R-1 (m)	AA
Arranger	LeasePlan Corporation N.V.	P2	Baa1	N/A	N/A
Subordinated Loan Provider	LeasePlan Nederland N.V.	N/A	N/A	N/A	N/A

### Trigger Events

Reserve Trigger Event with respect to Set-Off Reserve Ledger	False
Reserves Trigger Event with respect to Maintenance Reserve Ledger	False
Reserves Trigger Event with respect to Commingling Reserve Ledger	False
Twice Weekly Sweep Implemented (Commingling Reserve)	False
Appointment Trigger Event occurred and is continuing	False
Insolvency Event with respect to LPNL occurred	False



## Liquidity Reserve Ledger

	% of Notes	Value
Liquidity Reserve Ledger Beginning Period	0.50 %	€2,900,000.00
Required Liquidity Reserve Amount	0.50 %	€2,790,994.10
Amount Credited to the Liquidity Reserve Ledger in Period	0.50 %	€2,790,994.10
Amount withdrawn from the Liquidity Reserve Ledger in Period	0.50 %	€2,900,000.00
Liquidity Reserve Ledger end Period	0.50 %	€2,790,994.10
<b>Liquidity Reserve Advance repayment of principal</b>		<b>€109,005.90</b>

## Set-Off Reserve Ledger

	% of Notes	Value
Set-Off Reserve Ledger at Beginning of Period	0.00 %	€0.00
Required Set-Off Reserve Amount	0.00 %	€0.00
Amount credited to the Set-Off Reserve Ledger in Period	0.00 %	€0.00
Amount debited from the Set-Off Reserve Ledger	0.00 %	€0.00
Excess Amount of the Set-Off Reserve Ledger	0.00 %	€0.00
<b>Set-Off Reserve Ledger at the End of Period</b>		<b>€0.00</b>

	Value
Fixed Component	€2,140,000.00
Deposits	€1,662,072.26
Open Calculation Settlement	€523,280.99
Required Set-Off Reserve Amount	€0.00

## Maintenance Reserve Ledger

	% of Notes	Value
Required Maintenance Reserve Ledger at Beginning of Period	0.00 %	€0.00
Required Maintenance Reserve Amount	0.00 %	€0.00
Amount credited to the Required Maintenance Reserve Ledger in Period	0.00 %	€0.00
Amount debited from the Maintenance Reserve Ledger	0.00 %	€0.00
Excess Amount of the Maintenance Reserve Ledger	0.00 %	€0.00
<b>Maintenance Reserve Ledger at the End of Period</b>		<b>€0.00</b>

	Value
Balance of the Maintenance Settlement Ledger	€10,351,452.07
Required Maintenance Reserve Amount	€0.00
0.1% of the Aggregate Discounted Balance	€667,853.14



## Commingling Reserve Ledger

	% of Notes	Value
Commingling Reserve Ledger at Beginning of Period	0.00 %	€0.00
Required Commingling Reserve Amount	0.00 %	€0.00
Amount credited to the Commingling Reserve Ledger in Period	0.00 %	€0.00
Amount debited from the Commingling Reserve Ledger	0.00 %	€0.00
Excess Amount of the Commingling Reserve Ledger	0.00 %	€0.00
<b>Commingling Reserve at the End of Period</b>		<b>€0.00</b>

	Value
Lease Interest Collections scheduled to be received	€1,188,221.32
Lease Principal Collections scheduled to be received	€12,474,664.32
Multiplier	1.81
Required Commingling Reserve Amount	€0.00
Highest Aggregate Repurchase Price scheduled to be received in any Collection Period	€17,844,974.40
Multiplier (2)	1.25

## Reserve Loan Interest

	Value
Total Reserve Balance at Beginning of Period	€2,900,000.00
Day Count Convention	act/360
Days Accrued	33
Interest Type	Floating
Base Rate	-0.3690%
Margin	1.4000%
Current Coupon	1.0310%
<b>Reserve Loan Interest</b>	<b>€2,740.74</b>

**Development of Pool within Collection Period**

<b>Aggregate Discounted Balance at Beginning of Collection Period</b>	€684,198,813.46
<b>Cash-Flow related items (A-E)</b>	
<b>A. Lease Collections</b>	
Lease Principal Collections received in Collection Period	€13,750,293.78
Lease Interest Collections received in Collection Period	€1,281,095.97
Lease Service Collections received in Collection Period	€14,670,921.18
Lease VAT Collections received in Collection Period	€6,147,184.31
<b>Total Lease Receivable Collections, including Lease Servicing Collections</b>	<b>€35,849,495.24</b>
Senior Maintenance Coordinator Fee	€14,670,921.18
<b>B Repurchase / Call Option exercise</b>	
Repurchase due to Breach of Eligibility Criteria	€698,312.33
Repurchase due to Breach of Replenishment Criteria	€0.00
Call Option Exercise due to Lease Agreement Early Termination	€2,993,900.29
Call Option Exercise due to Lease Agreement Maturity	€661,942.06
Call Option Exercise due to Lease Agreement Silent Extension	€459,071.50
<b>Total Repurchase/Call Option exercise Price</b>	<b>€4,813,226.18</b>
<b>C Deemed Collections</b>	
Any amounts incurred, paid or discharged by a Lessee on behalf of LPNL that reduce the amount due by the Lessee to LPNL	€0.00
An amount unpaid under a Lease Receivable if non-payment was caused by reasons other than circumstances relating exclusively to credit risk	€0.00
<b>Total Deemed Collections</b>	<b>€0.00</b>
<b>D Recoveries</b>	
Vehicle Realisation Proceeds (less the realisation Agent Fee)	€103,551.73
Cash Recoveries on Defaulted Lease Agreements received in Collection Period	€17,678.23
<b>Total Recoveries</b>	<b>€121,229.96</b>
<b>E Other</b>	
Change (increase) in Discounted Balance due to Recalculation ("Purchase Instalment Increase Amount")	€0.00
Change (decrease) in Discounted Balance due to Recalculation ("Purchase Instalment Decrease Amount")	€107,230.93
Vehicle Realisation Proceeds (of non defaulted Lease Agreements)	€0.00
Net RV Guarantee Payments	€0.00
Net RV Guarantee Receipts	€0.00
<b>Non Cash-Flow related items</b>	
Discounted Balance of Defaulted Lease Agreements (which defaulted in the Collection Period)	€256,657.99
<b>Aggregate Discounted Balance at End of Collection Period (before replenishment)</b>	<b>€667,853,137.22</b>
<b>Discounted Balance of Replenished Portfolio</b>	<b>€0.00</b>
<b>Aggregate Discounted Balance (after replenishment)</b>	<b>€667,853,137.22</b>



**Available Distribution Amount****Available Distribution Amount**

(i) any Lease Collections;	€29,719,989.16
(ii) any Deemed Collections;	€0.00
(iii) any amount of interest paid or principal repaid, other than by way of set-off, under the Issuer Facility Agreement;	€107,230.93
(iv) any Vehicle Realisation Proceeds;	€4,916,777.91
(v) any Net RV Guarantee Receipts;	€0.00
(vi) any Lease Incidental Shortfall payments received from LPNL;	€0.00
(vii) any Required Subordinated Increase Amount drawn under the Subordinated Loan Agreement in respect of the immediately succeeding Payment Date;	€0.00
(viii) any interest accrued on the Transaction Account;	€0.00
(ix) any Net Swap Receipts under the Swap Agreement (excluding any Swap Replacement Excluded Amounts and amounts credited to the Swap Collateral Account but including amounts received from the Swap Collateral Account to form part of the Available Distribution Amounts as Net Swap Receipts); Swap Agreement if applicable;	€0.00
(x) any sum standing to the credit of the Replenishment Ledger;	€0.00
(xi) any sum standing to the credit of the Liquidity Reserve Ledger;	€2,900,000.00
(xii) following the occurrence of an LPNL Event of Default, any amount to be debited from the Lease Incidental Surplus Reserve Ledger on the immediately succeeding Payment Date to form part of the Available Distribution Amounts subject to and in accordance with the relevant mechanics of the Lease Incidental Surplus Reserve Ledger;	€0.00
(xiii) any amount to be debited from the Commingling Reserve Ledger on the immediately succeeding Payment Date to form part of the Available Distribution Amounts subject to and in accordance with the relevant mechanics of the Commingling Reserve Ledger;	€0.00
(xiv) any amount to be debited from the Maintenance Reserve Ledger on the immediately succeeding Payment Date to form part of the Available Distribution Amounts subject to and in accordance with the relevant mechanics of the Maintenance Reserve Ledger;	€0.00
(xv) any amount to be debited from the Set-Off Reserve Ledger to the extent available on the immediately succeeding Payment Date to form part of the Available Distribution Amounts subject to and in accordance with the relevant mechanics of the Set-Off Reserve Ledger; and	€0.00
(xvi) any amount to be debited from the Swap Replacement Ledger on the immediately succeeding Payment Date to form part of the Available Distribution Amounts subject to and in accordance with the relevant mechanics of the Swap Replacement Ledger; and	€0.00
(xvii) the part of the net proceeds of the Issue of the Notes, if any, which will remain after application thereof towards payment on the Closing Date of part of the Initial Issuer Advances made available on the Closing Date.	€0.00
<b>Total Available Distribution Amount</b>	<b>€37,643,998.00</b>

**Amortisation Priority of Payments**

<b>Total Available Distribution Amount</b>	<b>€37,643,998.00</b>
(a) first, in or towards satisfaction of any taxes due and payable by the Issuer, other than corporation tax on the Issuer's retained profit (see item (e) (ii) below);	€0.00
(b) second, until the earlier of (i) the occurrence of an LPNL Event of Default and (ii) the appointment of LPNL as Maintenance Coordinator being terminated, in or towards satisfaction of the Senior Maintenance Coordinator Fee to the Maintenance Coordinator;	€14,670,921.18
(c) third, in or towards satisfaction pari passu and pro rata of any Ordinary Expenses and Extraordinary Expenses (other than those paid elsewhere pursuant to or outside the Normal Amortisation Period Priority of Payments);	€115,945.03
(d) fourth, in or towards satisfaction pari passu and pro rata of (i) until the occurrence of an LPNL Event of Default any Net RV Guarantee Payments due to the RV Guarantee Provider and any Lease Incidental Surplus due to the Seller and (ii) following an LPNL Event of Default any (x) Lease Incidental Debt due to the relevant Lessee and (y) any Net RV Guarantee Payments and any Lease Incidental Surplus to be credited to the Lease Incidental Surplus Reserve Ledger;	€0.00
(e) fifth, in or towards satisfaction pari passu and pro rata of (i) to the extent not paid from the Swap Collateral Account, any Net Swap Payments, if any, due and payable by the Issuer to the Swap Counterparty, and (ii) the Issuer Profit Amount in as far as necessary at such time;	€143,162.49
(f) sixth, in or towards satisfaction of the amounts of interest accrued but unpaid in respect of the Class A Notes;	€14,973.00
(g) seventh, in or towards satisfaction of the amounts of interest accrued but unpaid in respect of the Class B Notes;	€6,671.70
(h) eighth, in or towards satisfaction of any sums to replenish the Liquidity Reserve Ledger up to the Required Liquidity Reserve Amount;	€2,790,994.10
(i) ninth, in or towards disbursement of any Issuer Increase Advance pursuant to the terms of the Issuer Facility Agreement;	€0.00
(j) tenth, in or towards satisfaction of principal amounts due on the Class A Notes, up to the Required Principal Redemption Amount;	€16,345,633.50
(k) eleventh, subject to the Class A Notes being redeemed in full, in or towards satisfaction of principal amounts due on the Class B Notes, up to the Required Principal Redemption Amount less amounts paid under (j) above;	€0.00
(l) twelfth, in or towards satisfaction pari passu and pro rata of the amounts of interest due and payable in respect of any Subordinated Loan Advance outstanding in accordance with the Subordinated Loan Agreement;	€134,400.00
(m) thirteenth, in or towards satisfaction pari passu and pro rata of the amounts of interest due and payable in respect of any Reserve Advance outstanding in accordance with the Reserves Funding Agreement;	€2,740.74
(n) fourteenth, in or towards satisfaction pari passu and pro rata of the amounts of principal due and payable in respect of any Subordinated Loan Advance outstanding in accordance with the Subordinated Loan Agreement;	€0.00
(o) fifteenth, in or towards satisfaction pari passu and pro rata of the amounts of principal due and payable in respect of any Reserve Advance outstanding in accordance with the Reserves Funding Agreement;	€109,005.90
(p) sixteenth, to the extent not paid from the Swap Collateral Account, in or towards satisfaction of the Subordinated Swap Amount (if any) payable by the Issuer to the Swap Counterparty under the terms of the Swap Agreement; and	€0.00
(q) seventeenth, (i) provided that each Required Reserve Amount has been credited to the relevant Trigger Reserve Ledger or the Notes have been redeemed in full in accordance with the Conditions, in or towards satisfaction of any Variable Success Fee to the Seller, or otherwise (ii) to be withheld at the Transaction Account with a corresponding credit to the Collection Ledger.	€3,309,550.36



## Swap Information

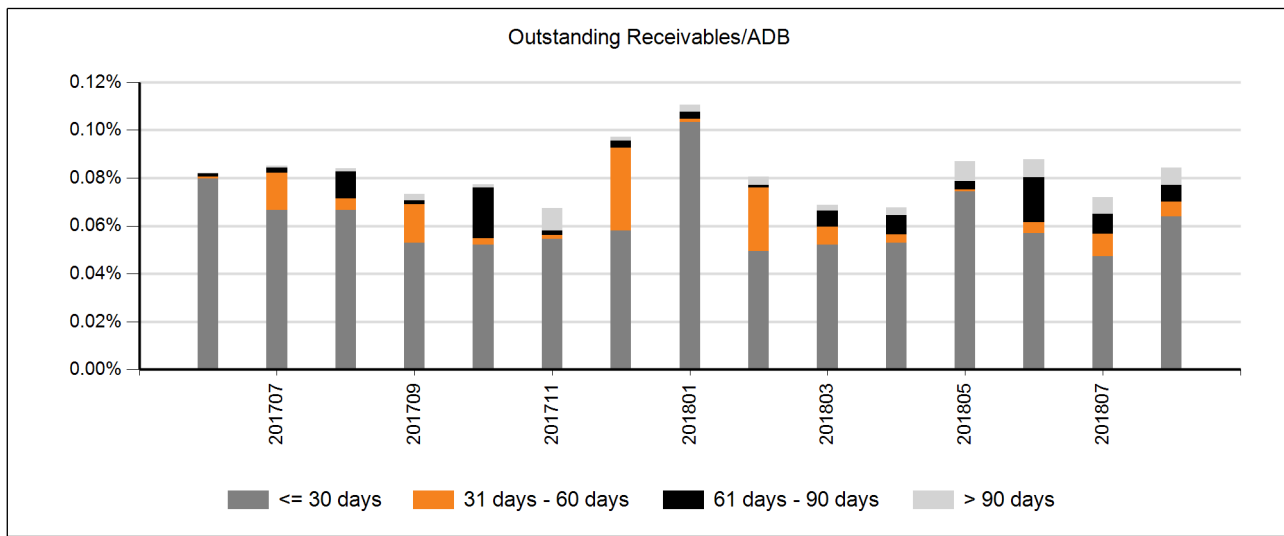
### Interest Rate Swap

Original Swap Notional Amount (Outstanding Amount of Notes at Closing)	€574,000,000.00
Current Swap Notional Amount (Outstanding Amount of Notes before principal repayment)	€558,198,819.50
Fixed Interest Rate	-0.0920%
Floating Interest Rate	-0.3690%
Paying Leg (Fixed) Swap	€-45,648.26
Receiving Leg (Floating) Swap	€-188,810.75
Net Swap Receipts	0.00
Net Swap Payments	€143,162.49

## Delinquency Profile

### Delinquencies

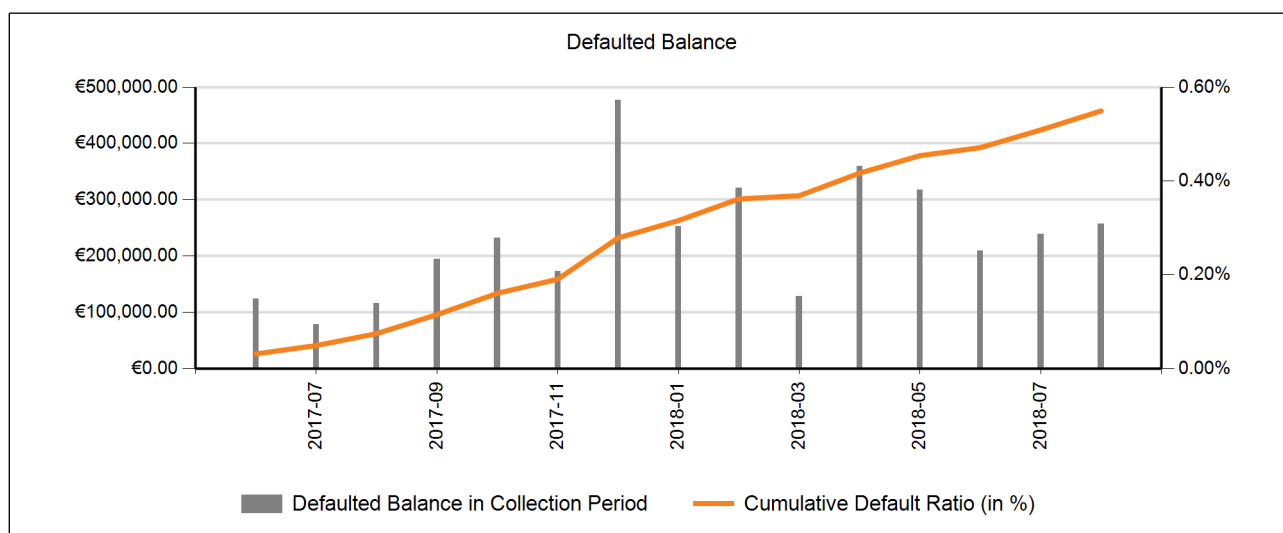
Delinquency Level	Number of Vehicles relating to Outstanding Invoices	Amount of Invoices Outstanding	Outstanding Receivables divided by Aggregate Discounted Balance	Aggregate Discounted Balance Lease Receivables	Aggregate Discounted Balance Residual Value	Total Aggregate Discounted Balance	Discounted Balance (%)
Performing	33,540	€0.00	0.00 %	€322,703,800.06	€319,831,129.71	€642,534,929.77	96.21 %
<= 30 days	1,112	€426,576.34	0.06 %	€10,761,580.05	€10,827,194.60	€21,588,774.65	3.23 %
31 - 60 days	39	€41,042.95	0.01 %	€669,255.05	€534,899.89	€1,204,154.94	0.18 %
61 - 90 days	97	€46,326.36	0.01 %	€931,248.13	€746,159.54	€1,677,407.67	0.25 %
> 90 days	45	€48,003.77	0.01 %	€353,930.27	€493,939.92	€847,870.19	0.13 %
<b>Total</b>	<b>34,833</b>	<b>€561,949.42</b>	<b>0.08 %</b>	<b>€335,419,813.56</b>	<b>€332,433,323.66</b>	<b>€667,853,137.22</b>	<b>100.00 %</b>



## Defaulted Lease Agreements

### Defaults

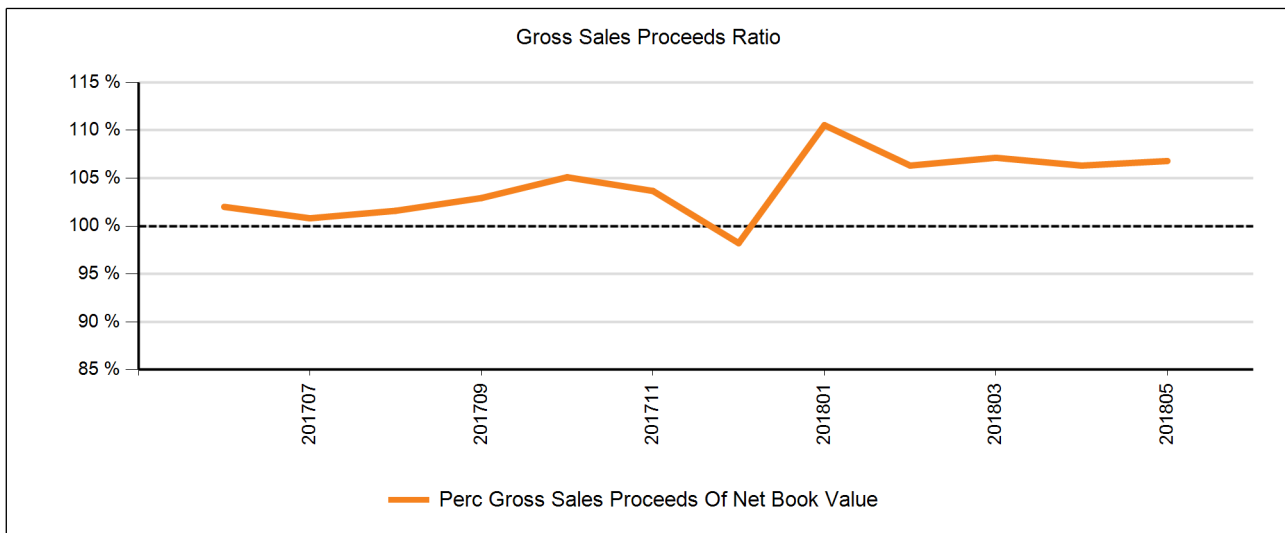
Collection Period	Number of Defaulted Lease Agreements	Defaulted Balance in Collection Period	Aggregate Defaulted Balance	Discounted Balance of Initial or Additional Portfolio at the respective Cut-Off Date of the Initial or Additional Portfolio	Sum of the Aggregate Discounted Balance of the Initial Portfolio and the Aggregate Discounted Balance of any Additional Portfolio as calculated as of the relevant Cut-Off Date in relation to a Purchased Vehicle	Cumulative Default Ratio %
2017-06	6	€123,568.00	€123,568.00	€393,630,222.11	€393,630,222.11	0.03 %
2017-07	6	€78,069.31	€201,637.31	€16,552,949.76	€410,183,171.87	0.05 %
2017-08	6	€115,796.36	€317,433.67	€15,344,744.73	€425,527,916.60	0.07 %
2017-09	8	€194,595.21	€512,028.88	€19,692,726.02	€445,220,642.62	0.12 %
2017-10	11	€231,487.02	€743,515.90	€18,059,950.56	€463,280,593.18	0.16 %
2017-11	12	€173,285.99	€916,801.89	€17,784,616.59	€481,065,209.77	0.19 %
2017-12	24	€476,764.09	€1,393,565.98	€19,157,693.85	€500,222,903.62	0.28 %
2018-01	12	€252,654.33	€1,646,220.31	€21,342,158.45	€521,565,062.07	0.32 %
2018-02	16	€320,943.43	€1,967,163.74	€22,310,899.70	€543,875,961.77	0.36 %
2018-03	6	€128,326.31	€2,095,490.05	€24,694,684.21	€568,570,645.98	0.37 %
2018-04	20	€360,120.85	€2,455,610.90	€20,602,791.11	€589,173,437.09	0.42 %
2018-05	19	€317,532.04	€2,773,142.94	€21,596,527.05	€610,769,964.14	0.45 %
2018-06	19	€208,902.31	€2,982,045.25	€22,229,966.99	€632,999,931.13	0.47 %
2018-07	15	€238,878.25	€3,220,923.50	€0.00	€632,999,931.13	0.51 %
2018-08	14	€256,657.99	€3,477,581.49	€0.00	€632,999,931.13	0.55 %
<b>Total</b>	<b>194</b>	<b>€3,477,581.49</b>		<b>€632,999,931.13</b>		<b>0.55 %</b>





Sales Proceeds

Month	Number of vehicles sold	Aggregated Net Sales Proceeds	Aggregated Compensation Payments	Aggregated Gross Sales Proceeds	Aggregated Net Book Value	Gross Sales Proceeds as % of NBV
201706	2	€29,738.31	€0.00	€29,738.31	€29,154.73	102.00 %
201707	85	€1,225,629.48	€103,365.29	€1,328,994.77	€1,318,294.77	100.81 %
201708	95	€1,383,235.43	€145,227.22	€1,528,462.65	€1,504,482.73	101.59 %
201709	153	€1,854,810.42	€249,510.28	€2,104,320.70	€2,044,521.26	102.92 %
201710	216	€2,280,230.73	€367,814.52	€2,648,045.25	€2,519,722.44	105.09 %
201711	278	€2,759,927.34	€380,705.08	€3,140,632.42	€3,029,657.09	103.66 %
201712	243	€2,519,051.40	€311,942.43	€2,830,993.83	€2,882,348.18	98.22 %
201801	365	€3,669,894.78	€598,278.60	€4,268,173.38	€3,861,637.35	110.53 %
201802	409	€4,152,115.15	€509,618.45	€4,661,733.60	€4,385,026.02	106.31 %
201803	451	€4,340,933.66	€383,618.86	€4,724,552.52	€4,410,303.59	107.13 %
201804	426	€4,034,100.89	€395,867.75	€4,429,968.64	€4,167,129.26	106.31 %
201805	382	€3,550,347.40	€259,167.21	€3,809,514.61	€3,567,391.67	106.79 %
<b>Total</b>	<b>3,105</b>	<b>€31,800,014.99</b>	<b>€3,705,115.69</b>	<b>€35,505,130.68</b>	<b>€33,719,669.09</b>	





## Replenishment Criteria

	Threshold Value	Actual Value	Trigger Breached
(a) none of the top 5 Lessees measured by their respective financial proportion to the Aggregate Discounted Balance accounts individually for more than 2.00% of the Aggregate Discounted Balance;	N/A	N/A	No
(b) none of the top 6 to 10 Lessees measured by their respective financial proportion to the Aggregate Discounted Balance accounts individually for more than 1.25% of the Aggregate Discounted Balance;	N/A	N/A	No
(c) none of the top 11 to 20 Lessees measured by their respective financial proportion to the Aggregate Discounted Balance accounts individually for more than 0.75% of the Aggregate Discounted Balance;	N/A	N/A	No
(d) all Lessees other than the top 20 measured by their respective financial proportion to the Aggregate Discounted Balance accounts individually for more than 0.50% of the Aggregate Discounted Balance;	N/A	N/A	No
(e) the Aggregate Discounted Balance resulting from Estimated Residual Value does not account for more than 48.00% of the Aggregate Discounted Balance;	N/A	N/A	No
(f) the Aggregate Discounted Balance resulting from associated Lease Agreements in respect of which the Lessee is classified by the Servicer in a specific sector according to the NACE Hierarchic Classification does not account for more than 20.00% of the Aggregate Discounted Balance;	N/A	N/A	No
(g) the Aggregate Discounted Balance resulting from SME Lease Agreements does not account for more than 35.00% of the Aggregate Discounted Balance;	N/A	N/A	No
(h) the Aggregate Discounted Balance resulting from Lease Agreements with a remaining term of more than 60 months does not account for more than 5.00% of the Aggregate Discounted Balance; and	N/A	N/A	No
(i) the Aggregate Discounted Balance resulting from the Heavy Goods Vehicles and the Commercial Vehicles does not account for more than 4.00% of the Aggregate Discounted Balance.	N/A	N/A	No

**Revolving Period Termination Events**

A Revolving Period Termination Event means the occurrence of any of the following events:	Trigger Level	Actual Value	Trigger Breached
(a) the amount recorded to the credit of the Replenishment Ledger after the application of the Revolving Period Priority of Payments on two consecutive Payment Dates exceeds 10% of the Aggregate Discounted Balance on the Closing Date	N/A	N/A	No
(b) the Cumulative Default Ratio exceeds 3% on any Payment Date	N/A	N/A	No
(c) the Delinquency Ratio exceeds 0.40% on any Payment Date	N/A	N/A	No
(d) on any Payment Date after application of the Revolving Period Priority of Payments, the Aggregate Discounted Balance plus the amount standing to the credit of the Replenishment Ledger is lower than the sum of (i) the Principal Amount Outstanding of the Class A Notes, (ii) the Principal Amount Outstanding of the Class B Notes and (iii) the principal amount outstanding of the Initial Subordinated Loan Advance	N/A	N/A	No
(e) on any Payment Date after application of the Revolving Period Priority of Payments, the Aggregate Discounted Balance plus the amount standing to the credit of the Replenishment Ledger is lower than the sum of (i) the Principal Amount Outstanding of the Class A Notes, (ii) the Principal Amount Outstanding of the Class B Notes, (iii) the principal amount outstanding of the Initial Subordinated Loan Advance and (iv) the principal amount outstanding of the Subordinated Increase Advances (if any);	N/A	N/A	No
(g) an LPNL Event of Default;			No
(h) a Servicer Termination Event;			No
(i) a Realisation Agent Termination Event;			No
(j) a Maintenance Coordinator Termination Event;			No
(k) the RV Guarantee Provider defaults in its payment obligation in respect of any RV Shortfall Amount or the Net RV Guarantee Receipts;			No
(l) an Event of Default or Termination Event (each as defined in the Swap Agreement);			No
(m) any regulatory and/or tax issues occur which prevent the Issuer from purchasing the Leased Vehicles together with the associated Lease Receivables or makes it more onerous to purchase any Leased Vehicles;			No
(n) LPNL fails to fulfil its obligations under the Subordinated Loan Agreement;			No
(o) LPNL fails to fulfil its obligations under the Reserves Funding Agreement;			No
(p) no Back-Up Servicer has been appointed in accordance with the relevant provisions of the Servicing Agreement, no Back-Up Realisation Agent has been appointed in accordance with the relevant provisions of the Realisation Agency Agreement or no Back-Up Maintenance Coordinator has been appointed in accordance with the relevant provisions of the Maintenance Coordination Agreement, in each case within one hundred and twenty (120) calendar days following the occurrence of an Appointment Trigger Event;			No
(q) LPC ceasing to have direct or indirect Control in respect of LPNL; or			No
(r) the service of a Note Acceleration Notice by the Security Trustee.			No





Amortisation Schedule

Collection Period	Month	Aggregate Discounted Lease Interest and Principal	Aggregate Discounted Residual Value Planned Cashflow	Aggregate Discounted Planned Cashflow	Amortisation Balance
Aug-18	0		€0.00	€0.00	€667,291,187.80
Sep-18	1	€13,608,205.12	€1,732,025.86	€15,340,230.98	€651,950,956.82
Oct-18	2	€14,094,079.06	€4,702,128.56	€18,796,207.76	€633,154,749.06
Nov-18	3	€13,551,745.54	€6,503,706.41	€20,055,451.96	€613,099,297.10
Dec-18	4	€13,555,798.79	€8,844,760.18	€22,400,558.97	€590,698,738.13
Jan-19	5	€12,969,610.63	€5,910,241.10	€18,879,851.73	€571,818,886.40
Feb-19	6	€12,216,656.94	€5,439,933.84	€17,656,590.78	€554,162,295.62
Mar-19	7	€12,645,144.08	€5,362,951.13	€18,008,095.21	€536,154,200.40
Apr-19	8	€12,289,144.15	€4,896,710.23	€17,185,854.38	€518,968,346.03
May-19	9	€12,285,810.63	€5,814,087.58	€18,099,898.22	€500,868,447.81
Jun-19	10	€11,477,712.98	€6,939,238.28	€18,416,951.27	€482,451,496.54
Jul-19	11	€11,549,624.99	€6,659,108.87	€18,208,733.86	€464,242,762.69
Aug-19	12	€11,119,924.70	€5,854,049.33	€16,973,974.04	€447,268,788.65
Sep-19	13	€10,696,454.24	€5,891,769.75	€16,588,223.99	€430,680,564.66
Oct-19	14	€10,692,360.54	€9,997,369.48	€20,689,730.01	€409,990,834.65
Nov-19	15	€9,961,624.09	€11,643,508.04	€21,605,132.12	€388,385,702.52
Dec-19	16	€9,618,044.01	€17,844,974.40	€27,463,018.41	€360,922,684.11
Jan-20	17	€8,930,472.88	€9,346,640.75	€18,277,113.63	€342,645,570.49
Feb-20	18	€8,230,483.37	€6,849,874.99	€15,080,358.36	€327,565,212.13
Mar-20	19	€8,341,654.82	€7,757,746.44	€16,099,401.26	€311,465,810.87
Apr-20	20	€7,916,530.72	€6,802,300.34	€14,718,831.06	€296,746,979.81
May-20	21	€7,799,403.13	€7,518,493.53	€15,317,896.66	€281,429,083.15
Jun-20	22	€7,240,269.51	€9,183,331.12	€16,423,600.63	€265,005,482.52
Jul-20	23	€7,047,537.14	€8,547,689.33	€15,595,226.47	€249,410,256.05
Aug-20	24	€6,608,812.38	€5,744,288.65	€12,353,101.04	€237,057,155.01
Sep-20	25	€6,289,900.60	€7,295,323.64	€13,585,224.25	€223,471,930.77
Oct-20	26	€6,090,589.77	€9,289,250.36	€15,379,840.13	€208,092,090.64
Nov-20	27	€5,599,658.64	€10,386,092.27	€15,985,750.90	€192,106,339.73
Dec-20	28	€5,172,495.85	€16,577,886.66	€21,750,382.50	€170,355,957.23
Jan-21	29	€4,518,978.15	€10,780,925.35	€15,299,903.49	€155,056,053.74
Feb-21	30	€3,965,475.46	€7,391,902.70	€11,357,378.16	€143,698,675.58
Mar-21	31	€3,859,349.50	€7,723,925.34	€11,583,274.84	€132,115,400.73
Apr-21	32	€3,601,942.29	€4,270,428.35	€7,872,370.64	€124,243,030.09
May-21	33	€3,424,966.44	€4,247,363.78	€7,672,330.23	€116,570,699.87
Jun-21	34	€3,163,760.65	€3,680,031.18	€6,843,791.83	€109,726,908.03
Jul-21	35	€3,049,081.58	€5,085,923.94	€8,135,005.52	€101,591,902.52
Aug-21	36	€2,868,157.41	€2,597,455.39	€5,465,612.80	€96,126,289.72
Sep-21	37	€2,716,358.71	€3,160,535.78	€5,876,894.49	€90,249,395.23
Oct-21	38	€2,618,774.15	€3,869,672.49	€6,488,446.64	€83,760,948.59
Nov-21	39	€2,415,522.41	€3,186,763.28	€5,602,285.69	€78,158,662.90
Dec-21	40	€2,315,442.85	€4,482,658.82	€6,798,101.67	€71,360,561.23
Jan-22	41	€2,027,130.69	€8,196,158.70	€10,223,289.39	€61,137,271.85
Feb-22	42	€1,708,620.39	€6,225,290.37	€7,933,910.76	€53,203,361.09
Mar-22	43	€1,606,053.29	€5,226,299.11	€6,832,352.40	€46,371,008.69
Apr-22	44	€1,439,649.58	€3,492,290.22	€4,931,939.80	€41,439,068.89
May-22	45	€1,292,815.29	€3,445,854.57	€4,738,669.85	€36,700,399.04
Jun-22	46	€1,130,103.87	€2,437,428.81	€3,567,532.68	€33,132,866.36
Jul-22	47	€1,035,345.26	€2,558,612.46	€3,593,957.72	€29,538,908.64
Aug-22	48	€1,033,659.34	€2,027,708.25	€3,061,367.59	€26,477,541.05
Sep-22	49	€764,259.61	€1,542,835.58	€2,307,095.19	€24,170,445.86
Oct-22	50	€773,205.25	€1,998,575.70	€2,771,780.94	€21,398,664.91
Nov-22	51	€685,118.67	€1,846,277.03	€2,531,395.70	€18,867,269.21
Dec-22	52	€614,103.22	€964,932.24	€1,579,035.46	€17,288,233.75
Jan-23	53	€530,382.99	€2,803,298.35	€3,333,681.34	€13,954,552.41
Feb-23	54	€432,103.68	€2,556,221.21	€2,988,324.89	€10,966,227.52
Mar-23	55	€374,889.58	€1,695,991.41	€2,070,880.99	€8,895,346.54
Apr-23	56	€315,532.75	€1,334,104.83	€1,649,637.58	€7,245,708.96
May-23	57	€295,066.08	€1,068,658.79	€1,363,724.87	€5,881,984.09
Jun-23	58	€182,030.07	€157,189.69	€339,219.76	€5,542,764.33



Collection Period	Month	Aggregate Discounted Lease Interest and Principal	Aggregate Discounted Residual Value Planned Cashflow	Aggregate Discounted Planned Cashflow	Amortisation Balance
Jul-23	59	€198,230.55	€229,403.97	€427,634.52	€5,115,129.81
Aug-23	60	€214,725.21	€169,719.93	€384,445.14	€4,730,684.66
Sep-23	61	€143,708.86	€150,240.73	€293,949.59	€4,436,735.08
Oct-23	62	€166,658.09	€244,266.58	€410,924.67	€4,025,810.41
Nov-23	63	€150,545.54	€308,673.60	€459,219.14	€3,566,591.27
Dec-23	64	€129,654.33	€294,254.83	€423,909.17	€3,142,682.10
Jan-24	65	€135,721.61	€171,554.65	€307,276.26	€2,835,405.85
Feb-24	66	€86,270.85	€216,908.29	€303,179.14	€2,532,226.71
Mar-24	67	€96,110.39	€188,055.09	€284,165.48	€2,248,061.22
Apr-24	68	€85,065.28	€189,371.84	€274,437.12	€1,973,624.10
May-24	69	€74,604.25	€109,705.27	€184,309.52	€1,789,314.58
Jun-24	70	€70,701.87	€37,660.61	€108,362.47	€1,680,952.11
Jul-24	71	€80,312.60	€57,475.19	€137,787.79	€1,543,164.31
Aug-24	72	€49,274.08	€45,854.84	€95,128.91	€1,448,035.40
Sep-24	73	€57,925.74	€42,185.87	€100,111.61	€1,347,923.79
Oct-24	74	€53,185.66	€69,381.17	€122,566.82	€1,225,356.96
Nov-24	75	€48,018.27	€46,306.58	€94,324.85	€1,131,032.11
Dec-24	76	€45,530.45	€34,892.25	€80,422.70	€1,050,609.41
Jan-25	77	€43,761.05	€21,036.69	€64,797.74	€985,811.67
Feb-25	78	€42,401.00	€9,678.07	€52,079.06	€933,732.60
Mar-25	79	€40,411.83	€42,081.30	€82,493.13	€851,239.47
Apr-25	80	€46,958.90	€29,720.24	€76,679.13	€774,560.34
May-25	81	€26,168.31	€52,096.59	€78,264.90	€696,295.44
Jun-25	82	€33,002.95	€0.00	€33,002.95	€663,292.48
Jul-25	83	€32,614.13	€4,718.97	€37,333.11	€625,959.37
Aug-25	84	€32,297.77	€4,157.08	€36,454.86	€589,504.52
Sep-25	85	€32,154.45	€20,628.11	€52,782.56	€536,721.95
Oct-25	86	€27,931.84	€24,180.70	€52,112.55	€484,609.41
Nov-25	87	€27,007.68	€3,860.46	€30,868.14	€453,741.26
Dec-25	88	€33,291.86	€0.00	€33,291.86	€420,449.40
Jan-26	89	€19,183.58	€1,032.43	€20,216.01	€400,233.39
Feb-26	90	€25,327.76	€11,415.71	€36,743.47	€363,489.93
Mar-26	91	€24,465.77	€0.00	€24,465.77	€339,024.16
Apr-26	92	€23,863.16	€5,684.92	€29,548.08	€309,476.07
May-26	93	€23,364.23	€0.00	€23,364.23	€286,111.84
Jun-26	94	€17,629.56	€153,986.15	€171,615.71	€114,496.13
Jul-26	95	€9,086.23	€4,576.14	€13,662.37	€100,833.76
Aug-26	96	€8,240.22	€0.00	€8,240.22	€92,593.55
Sep-26	97	€13,887.40	€0.00	€13,887.40	€78,706.15
Oct-26	98	€2,009.83	€11,585.95	€13,595.77	€65,110.37
Nov-26	99	€7,561.03	€0.00	€7,561.03	€57,549.34
Dec-26	100	€6,229.48	€4,597.55	€10,827.04	€46,722.30
Jan-27	101	€5,587.53	€14,121.04	€19,708.57	€27,013.73
Feb-27	102	€1,692.32	€0.00	€1,692.32	€25,321.42
Mar-27	103	€1,556.70	€0.00	€1,556.70	€23,764.71
Apr-27	104	€1,550.47	€0.00	€1,550.47	€22,214.24
May-27	105	€1,544.06	€0.00	€1,544.06	€20,670.18
Jun-27	106	€1,537.88	€5,835.90	€7,373.78	€13,296.40
Jul-27	107	€1,394.86	€11,623.54	€13,018.40	€278.00
Aug-27	108	€278.15	€0.00	€278.00	€0.00
Sep-27	109	€0.00	€0.00	€0.00	€0.00
Oct-27	110	€0.00	€0.00	€0.00	€0.00



Stratification Tables

Business Sector	Number of Lease Agreements	Percentage of Lease Agreements	Discounted Balance	Percentage of Discounted Balance	Discounted Balance Lease Receivable	Discounted Balance of Residual Value
Corporate	26,588	76.33 %	€512,595,911.99	76.75 %	€257,667,653.45	€254,928,258.54
Government	831	2.39 %	€15,913,528.29	2.38 %	€9,566,881.39	€6,346,646.90
SME	7,414	21.28 %	€139,343,696.94	20.86 %	€68,185,278.72	€71,158,418.22
<b>Total</b>	<b>34,833</b>	<b>100.00 %</b>	<b>€667,853,137.22</b>	<b>100.00 %</b>	<b>€335,419,813.56</b>	<b>€332,433,323.66</b>

Product Type (open closed)	Number of Lease Agreements	Percentage of Lease Agreements	Discounted Balance	Percentage of Discounted Balance	Discounted Balance Lease Receivable	Discounted Balance of Residual Value
Closed Calculation	29,513	84.73 %	€567,432,106.09	84.96 %	€280,996,476.78	€286,435,629.31
Open Calculation	5,320	15.27 %	€100,421,031.13	15.04 %	€54,423,336.78	€45,997,694.35
<b>Total</b>	<b>34,833</b>	<b>100.00 %</b>	<b>€667,853,137.22</b>	<b>100.00 %</b>	<b>€335,419,813.56</b>	<b>€332,433,323.66</b>

Vehicle Type	Number of Lease Agreements	Percentage of Lease Agreements	Discounted Balance	Percentage of Discounted Balance	Discounted Balance Lease Receivable	Discounted Balance of Residual Value
Car	31,978	91.80 %	€605,011,600.32	90.59 %	€290,076,013.24	€314,935,587.08
Light Commercial Vehicle (LCV)	2,641	7.58 %	€50,618,840.09	7.58 %	€34,880,565.82	€15,738,274.27
Heavy Goods Vehicle (HGV)	111	0.32 %	€8,271,175.28	1.24 %	€7,023,561.35	€1,247,613.93
Commercial Vehicle	103	0.30 %	€3,951,521.53	0.59 %	€3,439,673.15	€511,848.38
<b>Total</b>	<b>34,833</b>	<b>100.00 %</b>	<b>€667,853,137.22</b>	<b>100.00 %</b>	<b>€335,419,813.56</b>	<b>€332,433,323.66</b>

New Versus Used	Number of Lease Agreements	Percentage of Lease Agreements	Discounted Balance	Percentage of Discounted Balance	Discounted Balance Lease Receivable	Discounted Balance of Residual Value
New	33,285	95.56 %	€636,557,269.24	95.31 %	€318,294,172.63	€318,263,096.61
Used	1,548	4.44 %	€31,295,867.98	4.69 %	€17,125,640.93	€14,170,227.05
<b>Total</b>	<b>34,833</b>	<b>100.00 %</b>	<b>€667,853,137.22</b>	<b>100.00 %</b>	<b>€335,419,813.56</b>	<b>€332,433,323.66</b>

Total current discounted balance (>= - <)	Number of Lease Agreements	Percentage of Lease Agreements	Discounted Balance	Percentage of Discounted Balance	Discounted Balance Lease Receivable	Discounted Balance of Residual Value
1.00 - 5,000.00	369	1.06 %	€1,240,872.58	0.19 %	€606,829.34	€634,043.24
5,000.00 - 10,000.00	4,497	12.91 %	€36,393,162.66	5.45 %	€10,913,695.97	€25,479,466.69
10,000.00 - 15,000.00	8,091	23.23 %	€102,840,250.57	15.40 %	€42,015,116.39	€60,825,134.18
15,000.00 - 20,000.00	8,242	23.66 %	€143,551,024.19	21.49 %	€67,412,453.90	€76,138,570.29
20,000.00 - 25,000.00	6,329	18.17 %	€141,319,807.74	21.16 %	€72,311,804.97	€69,008,002.77
25,000.00 - 30,000.00	3,727	10.70 %	€101,632,958.29	15.22 %	€54,933,601.67	€46,699,356.62
> 30.000	3,578	10.27 %	€140,875,061.19	21.09 %	€87,226,311.32	€53,648,749.87
<b>Total</b>	<b>34,833</b>	<b>100.00 %</b>	<b>€667,853,137.22</b>	<b>100.00 %</b>	<b>€335,419,813.56</b>	<b>€332,433,323.66</b>



Total Investment Amount (>= - <)	Number of Lease Agreements	Percentage of Lease Agreements	Discounted Balance	Percentage of Discounted Balance	Discounted Balance Lease Receivable	Discounted Balance of Residual Value
1.00 - 10,000.00	957	2.75 %	€5,902,426.33	0.88 %	€1,577,225.74	€4,325,200.59
10,000.00 - 20,000.00	6,996	20.08 %	€72,653,748.19	10.88 %	€30,797,286.43	€41,856,461.76
20,000.00 - 30,000.00	13,371	38.39 %	€220,601,792.91	33.03 %	€108,133,194.11	€112,468,598.80
30,000.00 - 40,000.00	8,108	23.28 %	€186,756,879.53	27.96 %	€92,779,626.50	€93,977,253.03
40,000.00 - 50,000.00	3,380	9.70 %	€96,495,803.85	14.45 %	€51,227,508.39	€45,268,295.46
50,000.00 >=	2,021	5.80 %	€85,442,486.41	12.79 %	€50,904,972.39	€34,537,514.02
<b>Total</b>	<b>34,833</b>	<b>100.00 %</b>	<b>€667,853,137.22</b>	<b>100.00 %</b>	<b>€335,419,813.56</b>	<b>€332,433,323.66</b>

Expected Nominal Residual Value (>= - <)	Number of Lease Agreements	Percentage of Lease Agreements	Discounted Balance	Percentage of Discounted Balance	Discounted Balance Lease Receivable	Discounted Balance of Residual Value
0 - 2.500	434	1.25 %	€3,122,778.19	0.47 %	€2,706,494.12	€416,284.07
2,500.00 - 5,000.00	1,887	5.42 %	€18,989,110.22	2.84 %	€12,042,097.19	€6,947,013.03
5,000.00 - 7,500.00	7,018	20.15 %	€89,141,044.91	13.35 %	€48,789,177.93	€40,351,866.98
7,500.00 - 10,000.00	8,717	25.03 %	€142,291,490.50	21.31 %	€73,698,432.92	€68,593,057.58
10,000.00 - 12,500.00	6,692	19.21 %	€134,603,867.70	20.15 %	€67,126,294.31	€67,477,573.39
12,500.00 - 15,000.00	4,609	13.23 %	€107,974,749.62	16.17 %	€50,966,697.01	€57,008,052.61
15,000.00 >=	5,476	15.72 %	€171,730,096.08	25.71 %	€80,090,620.08	€91,639,476.00
<b>Total</b>	<b>34,833</b>	<b>100.00 %</b>	<b>€667,853,137.22</b>	<b>100.00 %</b>	<b>€335,419,813.56</b>	<b>€332,433,323.66</b>

Expected Discounted Residual Value (>= - <)	Number of Lease Agreements	Percentage of Lease Agreements	Discounted Balance	Percentage of Discounted Balance	Discounted Balance Lease Receivable	Discounted Balance of Residual Value
0.00 - 2,500.00	511	1.47 %	€4,251,957.70	0.64 %	€3,658,234.60	€593,723.10
2,500.00 - 5,000.00	3,014	8.65 %	€34,211,045.77	5.12 %	€21,853,150.39	€12,357,895.38
5,000.00 - 7,500.00	8,791	25.24 %	€126,283,687.08	18.91 %	€70,692,296.17	€55,591,390.91
7,500.00 - 10,000.00	8,957	25.71 %	€159,429,778.45	23.87 %	€81,625,281.55	€77,804,496.90
10,000.00 - 12,500.00	6,099	17.51 %	€129,762,988.54	19.43 %	€61,592,197.44	€68,170,791.10
12,500.00 - 15,000.00	3,843	11.03 %	€95,512,595.31	14.30 %	€42,989,215.06	€52,523,380.25
15,000.00 >=	3,618	10.39 %	€118,401,084.37	17.73 %	€53,009,438.35	€65,391,646.02
<b>Total</b>	<b>34,833</b>	<b>100.00 %</b>	<b>€667,853,137.22</b>	<b>100.00 %</b>	<b>€335,419,813.56</b>	<b>€332,433,323.66</b>

Original Term (>= - <)	Number of Lease Agreements	Percentage of Lease Agreements	Discounted Balance	Percentage of Discounted Balance	Discounted Balance Lease Receivable	Discounted Balance of Residual Value
0.00 - 12.00	20	0.06 %	€135,960.25	0.02 %	€50,537.88	€85,422.37
12.00 - 24.00	165	0.47 %	€1,474,698.26	0.22 %	€488,652.28	€986,045.98
24.00 - 36.00	2,417	6.94 %	€30,092,232.07	4.51 %	€9,358,379.14	€20,733,852.93
36.00 - 48.00	5,793	16.63 %	€99,747,185.80	14.94 %	€37,561,513.77	€62,185,672.03
48.00 - 60.00	16,470	47.28 %	€324,057,027.11	48.52 %	€155,823,007.30	€168,234,019.81
60.00 >=	9,968	28.62 %	€212,346,033.73	31.80 %	€132,137,723.19	€80,208,310.54
<b>Total</b>	<b>34,833</b>	<b>100.00 %</b>	<b>€667,853,137.22</b>	<b>100.00 %</b>	<b>€335,419,813.56</b>	<b>€332,433,323.66</b>



Seasoning (>= - <)	Number of Lease Agreements	Percentage of Lease Agreements	Discounted Balance	Percentage of Discounted Balance	Discounted Balance Lease Receivable	Discounted Balance of Residual Value
0.00 - 12.00	4,614	13.25 %	€115,458,087.19	17.29 %	€74,975,064.98	€40,483,022.21
12.00 - 24.00	12,544	36.01 %	€253,871,749.99	38.01 %	€135,116,802.03	€118,754,947.96
24.00 - 36.00	12,561	36.06 %	€228,138,131.22	34.16 %	€102,150,491.99	€125,987,639.23
36.00 - 48.00	4,506	12.94 %	€63,733,796.40	9.54 %	€20,745,829.83	€42,987,966.57
48.00 - 60.00	426	1.22 %	€4,685,958.72	0.70 %	€1,493,699.06	€3,192,259.66
60.00 >=	182	0.52 %	€1,965,413.70	0.29 %	€937,925.67	€1,027,488.03
<b>Total</b>	<b>34,833</b>	<b>100.00 %</b>	<b>€667,853,137.22</b>	<b>100.00 %</b>	<b>€335,419,813.56</b>	<b>€332,433,323.66</b>

Contract Start Year	Number of Lease Agreements	Percentage of Lease Agreements	Discounted Balance	Percentage of Discounted Balance	Discounted Balance Lease Receivable	Discounted Balance of Residual Value
2012	97	0.28 %	€1,186,438.13	0.18 %	€628,814.95	€557,623.18
2013	243	0.70 %	€2,310,774.68	0.35 %	€703,519.49	€1,607,255.19
2014	2,103	6.04 %	€25,478,045.60	3.81 %	€6,971,775.77	€18,506,269.83
2015	9,010	25.87 %	€153,614,763.26	23.00 %	€62,282,997.92	€91,331,765.34
2016	10,393	29.84 %	€197,922,191.87	29.64 %	€96,305,773.35	€101,616,418.52
2017	9,834	28.23 %	€208,016,114.60	31.15 %	€118,312,707.39	€89,703,407.21
2018	3,153	9.05 %	€79,324,809.08	11.88 %	€50,214,224.69	€29,110,584.39
<b>Total</b>	<b>34,833</b>	<b>100.00 %</b>	<b>€667,853,137.22</b>	<b>100.00 %</b>	<b>€335,419,813.56</b>	<b>€332,433,323.66</b>

Contract End Year	Number of Lease Agreements	Percentage of Lease Agreements	Discounted Balance	Percentage of Discounted Balance	Discounted Balance Lease Receivable	Discounted Balance of Residual Value
2018	2,181	6.26 %	€24,176,372.39	3.62 %	€2,393,751.89	€21,782,620.50
2019	8,886	25.51 %	€134,495,801.12	20.14 %	€42,241,858.86	€92,253,942.26
2020	10,698	30.71 %	€203,597,396.45	30.49 %	€98,298,478.34	€105,298,918.11
2021	6,367	18.28 %	€142,663,680.72	21.36 %	€82,186,094.39	€60,477,586.33
2022	4,922	14.13 %	€113,797,708.18	17.04 %	€73,835,444.90	€39,962,263.28
2023	1,482	4.25 %	€37,718,702.31	5.65 %	€26,706,678.29	€11,012,024.02
2024	229	0.66 %	€6,396,502.06	0.96 %	€5,187,150.45	€1,209,351.61
2025	44	0.13 %	€1,808,241.52	0.27 %	€1,596,083.34	€212,158.18
2026	19	0.05 %	€2,460,754.70	0.37 %	€2,267,875.81	€192,878.89
2027	5	0.01 %	€737,977.77	0.11 %	€706,397.29	€31,580.48
<b>Total</b>	<b>34,833</b>	<b>100.00 %</b>	<b>€667,853,137.22</b>	<b>100.00 %</b>	<b>€335,419,813.56</b>	<b>€332,433,323.66</b>

Interest Rate (>= - <)	Number of Lease Agreements	Percentage of Lease Agreements	Discounted Balance	Percentage of Discounted Balance	Discounted Balance Lease Receivable	Discounted Balance of Residual Value
0.00 % - 1.00 %	2,050	5.89 %	€39,303,605.62	5.89 %	€20,511,754.20	€18,791,851.42
1.00 % - 2.00 %	10,002	28.71 %	€187,431,818.91	28.06 %	€96,678,785.08	€90,753,033.83
2.00 % - 3.00 %	20,363	58.46 %	€391,874,606.43	58.68 %	€192,008,680.88	€199,865,925.55
3.00 % - 4.00 %	1,921	5.51 %	€39,393,990.72	5.90 %	€21,371,972.11	€18,022,018.61
4.00 % - 5.00 %	470	1.35 %	€9,440,288.57	1.41 %	€4,681,294.37	€4,758,994.20
5.00 % - 6.00 %	23	0.07 %	€355,883.35	0.05 %	€139,794.01	€216,089.34
6.00 % - 7.00 %	4	0.01 %	€52,943.62	0.01 %	€27,532.91	€25,410.71
<b>Total</b>	<b>34,833</b>	<b>100.00 %</b>	<b>€667,853,137.22</b>	<b>100.00 %</b>	<b>€335,419,813.56</b>	<b>€332,433,323.66</b>



Lease Instalment (Interest & Depreciation)	Number of Lease Agreements	Percentage of Lease Agreements	Discounted Balance	Percentage of Discounted Balance	Discounted Balance Lease Receivable	Discounted Balance of Residual Value
0.00 - 250.00	7,135	20.48 %	€73,395,386.63	10.99 %	€30,819,569.93	€42,575,816.70
250.00 - 500.00	19,230	55.21 %	€348,338,845.48	52.16 %	€174,627,412.76	€173,711,432.72
500.00 - 750.00	6,613	18.98 %	€169,802,025.48	25.43 %	€85,392,850.32	€84,409,175.16
750.00 - 1,000.00	1,304	3.74 %	€45,070,666.39	6.75 %	€24,360,710.22	€20,709,956.17
1,000.00 - 1,250.00	324	0.93 %	€15,195,182.22	2.28 %	€9,033,164.59	€6,162,017.63
1,250.00 - 1,500.00	116	0.33 %	€6,469,678.17	0.97 %	€4,088,457.79	€2,381,220.38
1,500.00 >=	111	0.32 %	€9,581,352.85	1.43 %	€7,097,647.95	€2,483,704.90
<b>Total</b>	<b>34,833</b>	<b>100.00 %</b>	<b>€667,853,137.22</b>	<b>100.00 %</b>	<b>€335,419,813.56</b>	<b>€332,433,323.66</b>

Remaining Duration (>= - <)	Number of Lease Agreements	Percentage of Lease Agreements	Discounted Balance	Percentage of Discounted Balance	Discounted Balance Lease Receivable	Discounted Balance of Residual Value
0.00 - 12.00	6,681	19.18 %	€86,407,154.16	12.94 %	€17,748,213.00	€68,658,941.16
12.00 - 24.00	10,474	30.07 %	€182,408,002.36	27.31 %	€75,660,644.50	€106,747,357.86
24.00 - 36.00	9,270	26.61 %	€196,529,140.19	29.43 %	€106,926,934.55	€89,602,205.64
36.00 - 48.00	5,745	16.49 %	€131,668,707.12	19.72 %	€83,408,284.86	€48,260,422.26
48.00 - 60.00	2,175	6.24 %	€54,407,486.72	8.15 %	€37,886,494.91	€16,520,991.81
60.00 >=	488	1.40 %	€16,432,646.67	2.46 %	€13,789,241.74	€2,643,404.93
<b>Total</b>	<b>34,833</b>	<b>100.00 %</b>	<b>€667,853,137.22</b>	<b>100.00 %</b>	<b>€335,419,813.56</b>	<b>€332,433,323.66</b>

Internal Rating Corporate, Government	Number of Lease Agreements	Percentage of Lease Agreements	Discounted Balance	Percentage of Discounted Balance	Discounted Balance Lease Receivable	Discounted Balance of Residual Value
1 - Prime	1,563	5.70 %	€28,324,693.66	5.36 %	€15,216,713.71	€13,107,979.95
2A - Very strong	1,058	3.86 %	€21,018,199.85	3.98 %	€10,054,703.01	€10,963,496.84
2B - Strong	3,481	12.70 %	€64,083,496.37	12.13 %	€30,678,379.86	€33,405,116.51
2C - Relatively strong	3,804	13.87 %	€80,156,159.59	15.17 %	€42,521,429.64	€37,634,729.95
3A - Very acceptable	3,397	12.39 %	€67,310,578.82	12.74 %	€31,367,934.88	€35,942,643.94
3B - Acceptable	4,032	14.71 %	€86,826,942.21	16.43 %	€45,176,980.42	€41,649,961.79
3C - Relatively acceptable	3,983	14.53 %	€73,567,532.53	13.92 %	€40,471,055.58	€33,096,476.95
4A - Very sufficient	2,194	8.00 %	€36,823,648.34	6.97 %	€18,742,640.42	€18,081,007.92
4B - Sufficient	1,292	4.71 %	€25,616,462.14	4.85 %	€13,118,163.05	€12,498,299.09
4C - Relatively sufficient	586	2.14 %	€10,086,326.64	1.91 %	€4,133,086.71	€5,953,239.93
5A - Somewhat weak-SA	199	0.73 %	€3,368,659.20	0.64 %	€1,334,549.17	€2,034,110.03
5B - Weak-SA	68	0.25 %	€1,028,784.57	0.19 %	€536,630.99	€492,153.58
5C - Very weak-Watch	42	0.15 %	€419,903.69	0.08 %	€124,120.70	€295,782.99
6A - Sub-standard-Watch	2	0.01 %	€18,273.85	0.00 %	€6,725.19	€11,548.66
NR - No Rating	1,718	6.27 %	€29,859,778.82	5.65 %	€13,751,421.51	€16,108,357.31
<b>Total</b>	<b>27,419</b>	<b>100.00 %</b>	<b>€528,509,440.28</b>	<b>100.00 %</b>	<b>€267,234,534.84</b>	<b>€261,274,905.44</b>

Province	Number of Lease Agreements	Percentage of Lease Agreements	Discounted Balance	Percentage of Discounted Balance	Discounted Balance Lease Receivables	Discounted Balance of Residual Value
Zuid-Holland	8,473	24.32%	€160,715,874.28	24.06 %	€81,716,764.52	€78,999,109.76
Noord-Holland	7,913	22.72%	€153,411,093.27	22.97 %	€73,726,051.70	€79,685,041.57
Noord-Brabant	6,329	18.17%	€123,368,912.95	18.47 %	€63,521,322.30	€59,847,590.65
Utrecht	4,726	13.57%	€86,919,413.08	13.01 %	€44,340,317.03	€42,579,096.05
Gelderland	3,117	8.95%	€57,571,216.05	8.62 %	€28,661,361.96	€28,909,854.09
Overijssel	1,306	3.75%	€26,568,237.46	3.98 %	€14,218,563.77	€12,349,673.69
Flevoland	993	2.85%	€20,599,211.21	3.08 %	€10,507,233.67	€10,091,977.54
Limburg	909	2.61%	€18,574,661.67	2.78 %	€8,905,044.30	€9,669,617.37
Friesland	357	1.02%	€6,707,501.11	1.00 %	€3,102,798.05	€3,604,703.06
Groningen	263	0.76%	€4,985,782.46	0.75 %	€2,271,128.10	€2,714,654.36
Drenthe	269	0.77%	€4,826,072.18	0.72 %	€2,525,404.62	€2,300,667.56
Zeeland	178	0.51%	€3,605,161.50	0.54 %	€1,923,823.54	€1,681,337.96
<b>Total</b>	<b>34,833</b>	<b>100.00%</b>	<b>€667,853,137.22</b>	<b>100.00 %</b>	<b>€335,419,813.56</b>	<b>€332,433,323.66</b>



Top 15 Manufacturers	Number of Lease Agreements	Percentage of Lease Agreements	Discounted Balance	Percentage of Discounted Balance	Discounted Balance Lease Receivables	Discounted Balance of Residual Value
Volkswagen	5,184	14.88%	€100,114,864.13	14.99 %	€47,958,473.35	€52,156,390.78
Renault	3,973	11.41%	€64,273,505.44	9.62 %	€35,072,531.26	€29,200,974.18
Peugeot	4,397	12.62%	€62,111,665.10	9.30 %	€30,337,768.45	€31,773,896.65
Volvo	2,564	7.36%	€60,535,394.36	9.06 %	€30,093,823.17	€30,441,571.19
BMW	1,775	5.10%	€50,430,748.17	7.55 %	€25,706,236.75	€24,724,511.42
Mercedes-Benz	1,614	4.63%	€47,969,154.44	7.18 %	€26,597,857.07	€21,371,297.37
Audi	1,881	5.40%	€46,041,222.03	6.89 %	€21,210,606.52	€24,830,615.51
Skoda	2,495	7.16%	€45,028,147.58	6.74 %	€20,656,703.52	€24,371,444.06
Ford	1,911	5.49%	€30,522,030.52	4.57 %	€15,554,599.48	€14,967,431.04
Opel	1,581	4.54%	€26,159,191.30	3.92 %	€13,683,032.24	€12,476,159.06
Mitsubishi	1,240	3.56%	€23,214,135.03	3.48 %	€11,192,010.61	€12,022,124.42
Toyota	1,210	3.47%	€16,776,554.05	2.51 %	€7,532,753.35	€9,243,800.70
Nissan	643	1.85%	€11,851,451.44	1.77 %	€5,102,116.71	€6,749,334.73
Tesla	226	0.65%	€11,792,016.69	1.77 %	€7,198,031.01	€4,593,985.68
Citroën	779	2.24%	€11,104,336.48	1.66 %	€5,270,621.32	€5,833,715.16
Other	3,360	9.65%	€59,928,720.46	8.97 %	€32,252,648.75	€27,676,071.71
<b>Total</b>	<b>34,833</b>	<b>100.00%</b>	<b>€667,853,137.22</b>	<b>100.00 %</b>	<b>€335,419,813.56</b>	<b>€332,433,323.66</b>

Top 10 Towns	Number of Lease Agreements	Percentage of Lease Agreements	Discounted Balance	Percentage of Discounted Balance	Discounted Balance Lease Receivables	Discounted Balance of Residual Value
AMSTERDAM	3,215	9.23%	€65,181,371.69	9.76 %	€31,894,955.92	€33,286,415.77
ROTTERDAM	1,713	4.92%	€34,233,013.63	5.13 %	€17,458,147.41	€16,774,866.22
'S-HERTOGENBOSCH	1,517	4.36%	€29,721,657.20	4.45 %	€14,405,818.14	€15,315,839.06
'S-GRAVENHAGE	1,456	4.18%	€26,991,585.60	4.04 %	€14,080,093.83	€12,911,491.77
UTRECHT	1,169	3.36%	€22,787,769.88	3.41 %	€11,634,064.99	€11,153,704.89
EINDHOVEN	904	2.60%	€21,701,238.45	3.25 %	€11,816,308.43	€9,884,930.02
AMSTELVEEN	1,017	2.92%	€20,454,810.09	3.06 %	€9,382,713.02	€11,072,097.07
ALMERE	735	2.11%	€15,605,563.44	2.34 %	€7,837,273.99	€7,768,289.45
ROSMALEN	985	2.83%	€14,892,692.92	2.23 %	€7,815,647.66	€7,077,045.26
AMERSFOORT	770	2.21%	€13,443,825.34	2.01 %	€6,118,365.66	€7,325,459.68
Other	21,352	61.30%	€402,839,608.98	60.32 %	€202,976,424.51	€199,863,184.47
<b>Total</b>	<b>34,833</b>	<b>100.00%</b>	<b>€667,853,137.22</b>	<b>100.00 %</b>	<b>€335,419,813.56</b>	<b>€332,433,323.66</b>



Top 50 Clients	Number of Lease Agreements	Percentage of Lease Agreements	Discounted Balance	Percentage of Discounted Balance	Discounted Balance of Lease Receivables	Discounted Balance of Residual Value
1	669	1.92%	€13,589,241.47	2.03 %	€7,160,326.89	€6,428,914.58
2	899	2.58%	€13,397,555.86	2.01 %	€7,111,747.52	€6,285,808.34
3	617	1.77%	€13,340,483.08	2.00 %	€7,295,589.72	€6,044,893.36
4	750	2.15%	€13,140,176.55	1.97 %	€7,867,914.33	€5,272,262.22
5	375	1.08%	€10,452,152.28	1.57 %	€6,088,558.45	€4,363,593.83
6	304	0.87%	€8,272,903.78	1.24 %	€4,333,032.15	€3,939,871.63
7	567	1.63%	€7,620,985.38	1.14 %	€2,018,294.21	€5,602,691.17
8	317	0.91%	€6,140,001.67	0.92 %	€2,738,815.15	€3,401,186.52
9	320	0.92%	€5,747,484.95	0.86 %	€3,366,851.61	€2,380,633.34
10	259	0.74%	€5,093,845.87	0.76 %	€3,348,892.03	€1,744,953.84
11	287	0.82%	€5,059,072.70	0.76 %	€2,333,048.83	€2,726,023.87
12	445	1.28%	€5,051,518.54	0.76 %	€3,556,327.93	€1,495,190.61
13	310	0.89%	€5,028,404.64	0.75 %	€1,650,086.81	€3,378,317.83
14	183	0.53%	€4,955,968.99	0.74 %	€3,163,892.99	€1,792,076.00
15	213	0.61%	€4,461,516.55	0.67 %	€2,238,334.02	€2,223,182.53
16	186	0.53%	€4,452,240.26	0.67 %	€1,803,591.81	€2,648,648.45
17	224	0.64%	€4,332,608.77	0.65 %	€1,876,126.18	€2,456,482.59
18	180	0.52%	€4,041,738.14	0.61 %	€3,030,895.00	€1,010,843.14
19	144	0.41%	€3,980,978.06	0.60 %	€1,704,739.45	€2,276,238.61
20	222	0.64%	€3,884,964.22	0.58 %	€1,230,863.58	€2,654,100.64
21	121	0.35%	€3,431,399.23	0.51 %	€1,982,803.96	€1,448,595.27
22	166	0.48%	€3,388,223.86	0.51 %	€1,661,681.96	€1,726,541.90
23	178	0.51%	€3,384,408.37	0.51 %	€1,657,011.05	€1,727,397.32
24	215	0.62%	€3,363,992.91	0.50 %	€2,042,082.77	€1,321,910.14
25	166	0.48%	€3,353,171.33	0.50 %	€1,564,130.18	€1,789,041.15
26	191	0.55%	€3,340,156.58	0.50 %	€2,043,895.21	€1,296,261.37
27	187	0.54%	€3,322,811.49	0.50 %	€1,906,737.51	€1,416,073.98
28	190	0.55%	€3,307,617.12	0.50 %	€1,867,224.82	€1,440,392.30
29	176	0.51%	€3,242,739.72	0.49 %	€1,450,773.95	€1,791,965.77
30	107	0.31%	€3,131,052.42	0.47 %	€1,794,608.19	€1,336,444.23
31	149	0.43%	€3,053,200.98	0.46 %	€1,413,409.05	€1,639,791.93
32	142	0.41%	€3,028,055.38	0.45 %	€1,454,960.58	€1,573,094.80
33	67	0.19%	€2,968,539.39	0.44 %	€2,360,502.42	€608,036.97
34	221	0.63%	€2,902,406.00	0.43 %	€1,630,044.28	€1,272,361.72
35	189	0.54%	€2,829,945.10	0.42 %	€1,225,897.79	€1,604,047.31
36	204	0.59%	€2,795,221.36	0.42 %	€1,053,136.82	€1,742,084.54
37	186	0.53%	€2,778,412.05	0.42 %	€1,590,464.23	€1,187,947.82
38	114	0.33%	€2,605,227.17	0.39 %	€1,262,827.97	€1,342,399.20
39	124	0.36%	€2,495,045.35	0.37 %	€1,429,464.72	€1,065,580.63
40	115	0.33%	€2,464,955.22	0.37 %	€1,022,834.10	€1,442,121.12
41	134	0.38%	€2,452,735.93	0.37 %	€1,596,675.33	€856,060.60
42	95	0.27%	€2,442,112.46	0.37 %	€1,756,138.74	€685,973.72
43	112	0.32%	€2,393,543.31	0.36 %	€1,320,243.57	€1,073,299.74
44	120	0.34%	€2,372,997.58	0.36 %	€1,021,212.09	€1,351,785.49
45	134	0.38%	€2,370,971.14	0.36 %	€1,177,354.95	€1,193,616.19
46	171	0.49%	€2,348,734.56	0.35 %	€1,351,850.19	€996,884.37
47	106	0.30%	€2,331,636.88	0.35 %	€1,300,945.08	€1,030,691.80
48	114	0.33%	€2,328,721.17	0.35 %	€1,296,866.91	€1,031,854.26
49	102	0.29%	€2,323,776.88	0.35 %	€1,173,106.45	€1,150,670.43
50	124	0.36%	€2,306,119.55	0.35 %	€1,022,589.77	€1,283,529.78
Other	22,942	65.86%	€440,951,364.97	66.03 %	€216,070,410.26	€224,880,954.71
<b>Total</b>	<b>34,833</b>	<b>100.00%</b>	<b>€667,853,137.22</b>	<b>100.00 %</b>	<b>€335,419,813.56</b>	<b>€332,433,323.66</b>





Industrial Sector*	Number of Lease Agreements	Percentage of Lease Agreements	Discounted Balance	Percentage of Discounted Balance	Discounted Balance Lease Receivables	Discounted Balance of Residual Value
WHOLESALE AND RETAIL TRADE REPAIR OF MOTOR VEHICLES AND MOTORCYCLES	5,934	17.04%	€122,136,995.43	18.29 %	€60,350,147.01	€61,786,848.42
PROFESSIONAL, SCIENTIFIC AND TECHNICAL ACTIVITIES	6,321	18.15%	€113,904,911.68	17.06 %	€54,486,882.53	€59,418,029.15
MANUFACTURING	4,795	13.77%	€106,970,151.36	16.02 %	€55,571,274.33	€51,398,877.03
INFORMATION AND COMMUNICATION	3,876	11.13%	€74,936,277.65	11.22 %	€35,967,111.75	€38,969,165.90
CONSTRUCTION	3,875	11.12%	€67,300,292.62	10.08 %	€37,132,033.69	€30,168,258.93
FINANCIAL AND INSURANCE ACTIVITIES	2,761	7.93%	€53,816,327.14	8.06 %	€25,607,962.55	€28,208,364.59
ADMINISTRATIVE AND SUPPORT SERVICE ACTIVITIES	2,237	6.42%	€32,850,997.76	4.92 %	€14,642,054.08	€18,208,943.68
TRANSPORTATION AND STORAGE	1,125	3.23%	€25,311,461.05	3.79 %	€13,894,340.45	€11,417,120.60
ELECTRICITY, GAS, STEAM AND AIR-CONDITIONING SUPPLY	723	2.08%	€14,830,552.77	2.22 %	€7,733,845.44	€7,096,707.33
WATER SUPPLY SEWERAGE, WASTE MANAGEMENT AND REMEDIATION ACTIVITIES	525	1.51%	€10,143,180.16	1.52 %	€5,561,131.69	€4,582,048.47
OTHER SERVICE ACTIVITIES	521	1.50%	€9,274,339.85	1.39 %	€4,749,790.22	€4,524,549.63
HUMAN HEALTH AND SOCIAL WORK ACTIVITIES	611	1.75%	€9,069,288.99	1.36 %	€4,160,604.58	€4,908,684.41
PUBLIC ADMINISTRATION AND DEFENCE COMPULSORY SOCIAL SECURITY	390	1.12%	€8,183,471.39	1.23 %	€5,610,839.67	€2,572,631.72
REAL ESTATE ACTIVITIES	443	1.27%	€7,268,588.56	1.09 %	€3,585,332.01	€3,683,256.55
EDUCATION	402	1.15%	€6,483,748.63	0.97 %	€3,637,292.55	€2,846,456.08
ACCOMMODATION AND FOOD SERVICE ACTIVITIES	98	0.28%	€1,622,361.27	0.24 %	€776,767.88	€845,593.39
MINING AND QUARRYING	54	0.16%	€1,520,853.19	0.23 %	€935,878.93	€584,974.26
ARTS, ENTERTAINMENT AND RECREATION	103	0.30%	€1,513,322.93	0.23 %	€683,935.66	€829,387.27
AGRICULTURE, FORESTRY AND FISHING	39	0.11%	€716,014.79	0.11 %	€332,588.54	€383,426.25
<b>Total</b>	<b>34,833</b>	<b>100.00%</b>	<b>€667,853,137.22</b>	<b>100.00 %</b>	<b>€335,419,813.56</b>	<b>€332,433,323.66</b>

\*Based on NACE Rev 2



**Contact Information**

**Account Bank, Paying Agent,  
Reference Agent, Listing Agent,  
Swap Counterparty, Back-Up  
Servicer Facilitator, Back-Up  
Maintenance Coordinator  
Facilitator**

ABN AMRO Bank N.V.  
Gustav Mahlerlaan 10  
1082 PP Amsterdam  
The Netherlands  
listing.agency@nl.abnamro.com

**Issuer Administrator**

Intertrust Administrative Services B.V.  
Prins Bernhardplein 200  
1097 JB Amsterdam  
The Netherlands  
securitisation@intertrustgroup.com

**Security Trustee**

Stichting Trustee Bumper 9 (NL) Finance  
Prins Bernhardplein 200  
1097 JB Amsterdam  
The Netherlands  
securitisation@intertrustgroup.com

**Seller, Servicer, Realisation Agent,  
Maintenance Coordinator**

LeasePlan Nederland N.V.  
P.J. Oudweg 4  
1314 CH Almere  
The Netherlands  
Bumper.IR@leaseplancorp.com