

Bumper 7 S.A.



Monthly Investor Report - July 2018

Amortising Period

Reporting Date: 18 July 2018

Leaseplan Deutschland GmbH

Hellersbergstrasse 10b
41460 Neuss (Germany)
Tel: +31 (0) 36 539 3911
Email: Bumper.IR@leaseplancorp.com
Web: www.bumperfinance.com

Wilmington trust SP Services (Luxembourg) S.A.

52-54 Avenue du X Septembre
L-2550 Luxembourg
Luxembourg



Table of Contents

	Page
General Information & Key Dates	3
Notes Information	4
Counterparty Credit Ratings	5
Trigger Events	5
Liquidity Reserve Ledger	6
Set-Off Reserve Ledger	6
Maintenance Reserve Ledger	6
Commingling Reserve Ledger	7
Tax Reserve Ledger	7
Reserve Loan Interest	7
Development of Pool within Collection Period	8
Available Distribution Amount	9
Pre Enforcement Priority of Payments	10
Swap Information	11
Delinquency Profile	12
Defaulted Lease Agreements	13
Sales Proceeds	14
Replenishment Criteria	15
Early Amortisation Event	16
Amortisation Schedule	17
Stratification Tables	19
Contact Information	26

The defined terms used in the monthly report shall, by reference, incorporate the defined terms set out generally in the Prospectus and more specifically in the Glossary of Certain Defined Terms in the Prospectus



General Information & Key Dates

Note Class	Class A	Class B	Subordinated Loan	Junior Subordinated Loan
General information				
Issuer	Bumper 7 S.A.	Bumper 7 S.A.		
ISIN Code	XS1340900064	XS1340900221		
Common code	134090006	134090022		
Stock Exchange Listing(s)	Luxembourg Stock Exchange	Luxembourg Stock Exchange		
Currency	Euro	Euro	Euro	Euro
Number of Notes	5,000	491	N/A	N/A
Original Credit Rating(s) (S&P/Moody's/DBRS)	AAA (sf)/Aaa (sf)/AAA (sf)	AA (sf)/Aa2 (sf)/AA (h) (sf)	N/A	N/A
Current Credit Ratings(s) (S&P/Moody's/DBRS)	AAA (sf)/Aaa (sf)/AAA (sf)	AA (sf)/Aa2 (sf)/AA (h) (sf)	N/A	N/A
Key Dates				
Closing Date	28 Apr 2016	28 Apr 2016	28 Apr 2016	28 Apr 2016
Legal Maturity Date	23 Mar 2026	23 Mar 2026	23 Mar 2026	23 Mar 2026
Portfolio Date	30 Jun 2018	30 Jun 2018	30 Jun 2018	30 Jun 2018
Reporting Date	18 Jul 2018	18 Jul 2018	18 Jul 2018	18 Jul 2018
Interest Payment Date	23 Jul 2018	23 Jul 2018	23 Jul 2018	23 Jul 2018
Current Reporting Period	1 Jun 2018 - 30 Jun 2018	1 Jun 2018 - 30 Jun 2018	1 Jun 2018 - 30 Jun 2018	1 Jun 2018 - 30 Jun 2018
Accrual Start Date	25 Jun 2018	25 Jun 2018	25 Jun 2018	25 Jun 2018
Accrual End Date	23 Jul 2018	23 Jul 2018	23 Jul 2018	23 Jul 2018
Accrual Period (in days)	28	28	28	28
Fixing Date Reference Rate	21 Jun 2018	21 Jun 2018	21 Jun 2018	

The Class A Notes are placed with public investors, which are not in the Originator Group

Notes Information

Note Class	Class A	Class B	Subordinated Loan	Junior Subordinated Loan
<u>Principal information</u>				
Original Principal Balance	€500,000,000.00	€49,100,000.00	€135,416,121.69	€36,027,168.00
Original Balance per Note	€100,000.00	€100,000.00	N/A	N/A
Principal Balance before Payment	€205,952,800.00	€49,100,000.00	€135,416,121.69	€36,027,168.00
Total Principal Payments	€20,826,400.00			
Principal Balance after Payment	€185,126,400.00	€49,100,000.00	€135,416,121.69	€36,027,168.00
Principal Balance per Note before Payment	€41,190.56	€100,000.00	N/A	N/A
Principal Payments per Note	€4,165.28	€0.00	€0.00	€0.00
Balance after Payment per Note	€37,025.28	€100,000.00	N/A	N/A
<u>Interest information</u>				
Reference Rate	Euribor1M	Euribor1M	Euribor1M	Fixed
Coupon Reference Rate (in %)	-0.37000	-0.37000	-0.37000	N/A
Margin (in %)	0.63000	1.00000	1.65000	N/A
Current Coupon (in %)	0.26000	0.63000	1.28000	1.55000
Day Count Convention	act/360	act/360	act/360	act/360
Total Interest Amount due	€41,650.00	€24,059.00	€134,814.27	€43,432.75
Interest Amount due per Note	€8.33	€49.00	€0.00	€0.00
Total Unpaid Interest Amount in Period	€0.00	€0.00	€0.00	€0.00
Total Cumulative Unpaid Interest Amount	€0.00	€0.00	€0.00	€0.00
Total Principal + Interest Payments	€20,868,050.00	€24,059.00	€134,814.27	€43,432.75
<u>Credit Enhancement at closing</u>				
ADB at Closing	€720,543,289.69	€720,543,289.69		
Through minimum Liquidity Reserve	€2,000,000.00			
as a % of total ADB	0.28			
Through Subordination	€171,443,289.69	€171,443,289.69		
as a % of total ADB	23.79	23.79		
<u>Current Credit Enhancement</u>				
ADB at Current	€405,669,656.39	€405,669,656.39		
Through minimum Liquidity Reserve	€2,000,000.00			
as a % of total ADB	0.49			
Through Subordination	€171,443,289.69	€171,443,289.69		
as a % of total ADB	42.26	42.26		

LeasePlan in its capacity as originator has undertaken to retain, on an on-going basis, a material net economic interest of not less than 5% in the Bumper 7 transaction in accordance with Article 405 of the CRR and Article 51 of the AIFMR



Counterparty Credit Ratings

Counterparty Credit Ratings							
		S&P		Moody's		DBRS	
Role	Party	Short Term	Long Term	Short Term	Long Term	Short Term	Long Term
Swap Counterparty	BNP Paribas	A-1	A	P-1	Aa3	R-1 (m)	AA (I)
Account Bank	BNP Paribas Securities Services	A-1	A	P-1	Aa3	R-1 (m)	AA (I)
Subordinated Lender	LeasePlan Corporation N.V.	A-3	BBB-	P2	Baa1	N/A	N/A
Junior Subordinated Lender	Leaseplan Deutschland GmbH	N/A	N/A	N/A	N/A	N/A	N/A

Trigger Events

Reserves Trigger Event with respect to Set-Off Reserves Ledger	True
Reserves Trigger Event with respect to Maintenance Reserves Ledger	True
Reserves Trigger Event with respect to Commingling Reserves Ledger	True
Reserves Trigger Event with respect to Tax Reserves Ledger	False
Twice Weekly Sweep implemented (Commingling Reserve)	False
Back-up Trigger Event occurred and is continuing	False
Insolvency Event with respect to LPDE occurred	False



Liquidity Reserve Ledger

	% of Notes	Value
Liquidity Reserve Ledger Beginning Period	0.54 %	€2,000,000.00
Required Liquidity Reserve Amount	0.54 %	€2,000,000.00
Amount Credited to the Liquidity Reserve Ledger in Period	0.54 %	€2,000,000.00
Amount withdrawn from the Liquidity Reserve Ledger in Period	0.54 %	€2,000,000.00
Liquidity Reserve Ledger end Period	0.54 %	€2,000,000.00
Liquidity Reserve Advance repayment of principal		€0.00

Set-Off Reserve Ledger

	% of ADB	Value
Set-Off Reserve Ledger at Beginning of Period	2.09 %	€8,490,841.95
Required Set-Off Reserve Amount	2.08 %	€8,455,804.95
Amount credited to the Set-Off Reserve Ledger in Period	0.00 %	€0.00
Amount debited from the Set-Off Reserve Ledger	0.00 %	€0.00
Excess Amount of the Set-Off Reserve Ledger	0.01 %	€35,037.00
Set-Off Reserve Ledger at the End of Period		€8,455,804.95

	Value
Fixed Component	€5,400,000.00
Deposits	€1,758,766.95
Open Calculation Settlement	€1,297,038.00
Required Set-Off Reserve Amount	€8,455,804.95

Maintenance Reserve Ledger

	% of ADB	Value
Required Maintenance Reserve Ledger at Beginning of Period	3.39 %	€13,759,899.80
Required Maintenance Reserve Amount	3.29 %	€13,326,425.26
Amount credited to the Required Maintenance Reserve Ledger in Period	0.00 %	€0.00
Amount debited from the Maintenance Reserve Ledger	0.00 %	€0.00
Excess Amount of the Maintenance Reserve Ledger	0.11 %	€433,474.54
Maintenance Reserve Ledger at the End of Period		€13,326,425.26

	Value
Balance of the Maintenance Settlement Ledger	€13,326,425.26
Required Maintenance Reserve Amount	€13,326,425.26



Commingling Reserve Ledger

	% of ADB	Value
Commingling Reserve Ledger at Beginning of Period	8.21 %	€33,311,769.55
Required Commingling Reserve Amount	8.01 %	€32,478,074.85
Amount credited to the Commingling Reserve Ledger in Period	0.00 %	€0.00
Amount debited from the Commingling Reserve Ledger	0.00 %	€0.00
Excess Amount of the Commingling Reserve Ledger	0.21 %	€833,694.70
Commingling Reserve at the End of Period		€32,478,074.85

	Value
Lease Interest Collections scheduled to be received	€1,046,610.80
Lease Principal Collections scheduled to be received	€6,380,569.50
Multiplier	1.87
Highest Aggregate Repurchase Price scheduled to be received in any Collection Period	€14,871,398.15
Required Commingling Reserve Amount	€32,478,074.85

Tax Reserve Ledger

	% of ADB	Value
Tax Reserve Balance at Beginning of Period	0.00 %	€0.00
Required Tax Reserve Amount	0.00 %	€0.00
Amount credited to the Required Tax Reserve Balance in Period	0.00 %	€0.00
Amount debited from the Tax Reserve Balance and credited to the Collection Ledger	0.00 %	€0.00
Excess Amount of the Tax Reserve Balance credited to the Collection Ledger	0.00 %	€0.00
Tax Reserve Balance at the End of Period		€0.00

Reserve Loan Interest

	Value
Total Reserve Balance at Beginning of Period	€57,562,511.30
Day Count Convention	act/360
Days Accrued	28
Interest Type	Floating
Base Rate	-0.3700%
Margin	1.6500%
Current Coupon	1.2800%
Reserve Loan Interest	€57,306.68

Development of Pool within Collection Period

Aggregate Discounted Balance at Beginning of Collection Period	€426,496,075.14
Cash-Flow related items (A-E)	
A. Lease Collections	
Lease Principal Collections received in Collection Period	€8,036,494.37
Lease Interest Collections received in Collection Period	€1,245,156.19
Lease Service Collections received in Collection Period	€4,010,316.83
Lease VAT Collections received in Collection Period	€2,488,003.10
Total Lease Receivable Collections, including Lease Servicing Collections	€15,779,970.49
B Repurchase / Call Option exercise	
Repurchase due to Breach of Eligibility Criteria	€11,557,353.22
Repurchase due to Breach of Replenishment Criteria	€0.00
Call Option Exercise due to Lease Agreement Early Termination	€1,255,013.29
Call Option Exercise due to Lease Agreement Maturity	€308,120.19
Call Option Exercise due to Lease Agreement Silent Extension	€77,310.75
Call Option Exercise due to Lease Agreement Extension	€123,415.37
Total Repurchase/Call Option exercise Price	€13,321,212.82
C Deemed Collections	
Any amounts incurred, paid or discharged by a Lessee on behalf of LPDE that reduce the amount due by the Lessee to LPDE	€0.00
An amount unpaid under a Lease Receivable if non-payment was caused by reasons other than circumstances relating exclusively to credit risk	€0.00
Total Deemed Collections	€0.00
D Recoveries	
Vehicle Realisation Proceeds (less the realisation Agent Fee)	€101,801.08
Cash Recoveries on Defaulted Lease Agreements received in Collection Period	€22,614.87
Total Recoveries	€124,415.95
E Other	
Change (increase) in Discounted Balance due to Recalculation ("Purchase Instalment Increase Amount")	€0.00
Change (decrease) in Discounted Balance due to Recalculation ("Purchase Instalment Decrease Amount")	€91,118.34
Non Cash-Flow related items	
Discounted Balance of Defaulted Lease Agreements (which defaulted in the Collection Period)	€6,737.66
Aggregate Discounted Balance at End of Collection Period (before replenishment)	€405,669,656.39
Discounted Balance of Replenished Portfolio	€0.00
Aggregate Discounted Balance (after replenishment)	€405,669,656.39

**Available Distribution Amount****Available Distribution Amount**

(a) Collections, less an amount equal to 25 per cent. of the Purchase Price Residual;	€13,416,383.34
(b) Repurchase Price for the Optional Early Redemption;	€0.00
(c) Investments Earnings;	€-72,095.24
(d) any Net Swap Receipts under the Swap Agreement (excluding any Swap Replacement Excluded Amounts and amounts credited to the Swap Collateral Account);	€6,943.10
(e) any amounts standing to the credit of the Liquidity Reserve Ledger;	€2,000,000.00
(f) any amounts standing to the credit of the Tax Reserve Ledger, up to an amount due and payable by the Purchaser to the tax authorities in respect of trade, corporate and/or income tax or VAT in case the Originator has not indemnified the Purchaser in an amount equal to the relevant Deemed Collections;	€0.00
(g) any amounts standing to the credit of the Commingling Reserve Ledger if and to the extent the Servicer, the Originator or the Realisation Agent has, on such Payment Date, failed to transfer to the Purchaser any Collections (other than Lease Services Collections and Deemed Collections) and/or Vehicle Realisation Proceeds received by the Servicer, the Originator or the Realisation Agent during or with respect to the relevant Collection Period;	€0.00
(h) any amount standing to the credit of the Maintenance Reserve Ledger in order to pay the Back-Up Maintenance Coordinator Fee (if any) and the amounts payable to the maintenance service providers (if any);	€0.00
(i) any amounts standing to the credit of the Set-Off Reserve Ledger up to an amount equal to the aggregate amount in which Lessees have made a set-off claim against the Originator if and to the extent those amounts have not yet been paid by the Originator to the Purchaser as a Deemed Collection;	€0.00
(j) any amounts remaining and not used and standing to the credit of the Replenishment Ledger;	€0.00
(k) any additional free amounts (not forming part of any reserves) of the Issuer credited to the Issuer Account; and	€13,412,331.16
(l) any amounts standing to the credit of the Swap Termination Account that do not form part of the Swap Replacement Excluded Amount.	€0.00
Total Available Distribution Amount	€28,763,562.36

Pre Enforcement Priority of Payments

Total Available Distribution Amount	€28,763,562.36
(a) First, to pay pari passu with each other on a pro rata basis: a) any amounts then due and payable by the Issuer in connection with the establishment of the Issuer and any annual return, filing, registration and registered office fees; and b) the Issuer's (actual and/or contingent) liability (if any) to tax;	€0.00
(b) Second, to pay the Servicer an amount equal to the Lease Services Collections received by the Issuer with respect to the relevant Collection Period);	€4,010,316.83
(c) Third, to pay pari passu with each other on a pro rata basis any amount then due and payable by the Issuer in respect of the fees, costs and expenses to: (a) the Trustee and the ER Trustee under the Trust Agreement; (b) the ER Trustee under the Expectancy Rights Trust Agreement;	€0.00
(d) Fourth, to pay pari passu with each other on a pro rata basis any amount then due and payable by the Issuer in respect of the fees, costs and expenses to: (a) the Corporate Services Provider under the Corporate Services Agreement; (b) the directors of the Issuer (properly incurred in accordance with their duties as such); (c) the Paying Agent under the Agency Agreement; (d) the Cash Manager under the Cash Management Agreement; (e) the Account Bank under the Account Agreement and the relevant Mandate; (f) the Data Trustee under the Data Protection Trust Agreement; (g) the auditors and legal counsel of the Issuer; (h) the Servicer and the Back-Up Servicer Facilitator under the Servicing Agreement or the Back-Up Servicer under the back-up servicing agreement, if applicable; (i) the Reporting Agent under the Servicing Agreement; (j) the Realisation Agent under the Realisation Agency Agreement or the Back-Up Realisation Agent under the back-up realisation agency agreement if applicable; (k) the Maintenance Coordinator and the Back-Up Maintenance Coordinator Facilitator under the Maintenance Coordination Agreement or the Back-Up Maintenance Coordinator under any back-up maintenance coordination agreement, if applicable; and any other person providing services or performing duties in connections with the Notes (if any);	€212,511.83
(e) Fifth, to pay any amounts payable by the Issuer (to the extent not paid from the Swap Replacement Account of this Pre-Enforcement Priority of Payments) in relation to any Net Swap Payments and termination payments (other than those covered under item eighteenth), if any, due and payable by the Issuer to the Swap Counterparty;	€0.00
(f) Sixth, to pay to the Class A Noteholders amounts payable in respect of accrued and unpaid interest owed under the Class A Notes;	€41,650.00
(g) Seventh, to pay to the Class B Noteholders amounts payable in respect of accrued and unpaid interest owed under the Class B Notes;	€24,059.00
(h) Eighth, to credit to the Liquidity Reserve Ledger an amount required to meet the Required Liquidity Reserve Amount;	€2,000,000.00
(i) Ninth, during the Revolving Period, to pay the aggregate Purchase Price (up to the Required Replenishment Amount) then payable by the Issuer to the Originator in respect of any Purchased Lease Receivables and Purchased Expectancy Rights and credit the excess of the Required Replenishment Amount over the aggregate Purchase Price to the Replenishment Ledger);	€0.00
(j) Tenth, after the Revolving Period, to pay to the Class A Noteholders an amount up to the Class A Principal Redemption Amount until the Class Principal Outstanding Balance of the Class A Notes has been reduced to zero;	€20,826,400.00
(k) Eleventh, after the Revolving Period, to pay to the Class B Noteholders an amount up to the Class B Principal Redemption Amount until the Class Principal Outstanding Balance of the Class B Notes has been reduced to zero;	€0.00
(l) Twelfth, to pay pro rata and pari passu to the Reserves Funding Provider amounts payable in respect of accrued and unpaid interest owed under the Reserves Funding Agreement and the Liquidity Reserve Release Amount, if any;	€57,306.68
(m) Thirteenth, to pay to the Originator the relevant Recalculation Increase Amounts;	€0.00
(n) Fourteenth, to pay to the Subordinated Lender amounts payable in respect of accrued and unpaid interest owed under the Subordinated Loan Agreement, if any;	€134,814.27
(o) Fifteenth, to pay to the Junior Subordinated Lender amounts payable in respect of accrued and unpaid interest owed under the Junior Subordinated Loan Agreement, if any;	€43,432.75
(p) Sixteenth, to pay any principal outstanding under the Subordinated Loan Agreement, to the extent the Notes have been redeemed in full;	€0.00
(q) Seventeenth, to pay any principal outstanding under the Junior Subordinated Loan Agreement, to the extent the Notes have been redeemed in full;	€0.00
(r) Eighteenth, to pay the Swap Subordinated Payments to the Swap Counterparty;	€0.00
(s) Nineteenth, to pay the Remaining Purchase Price Residual to the Originator; and	€0.00
(t) Twentieth, to pay the Servicer Success Fee to the Servicer	€1,413,071.00



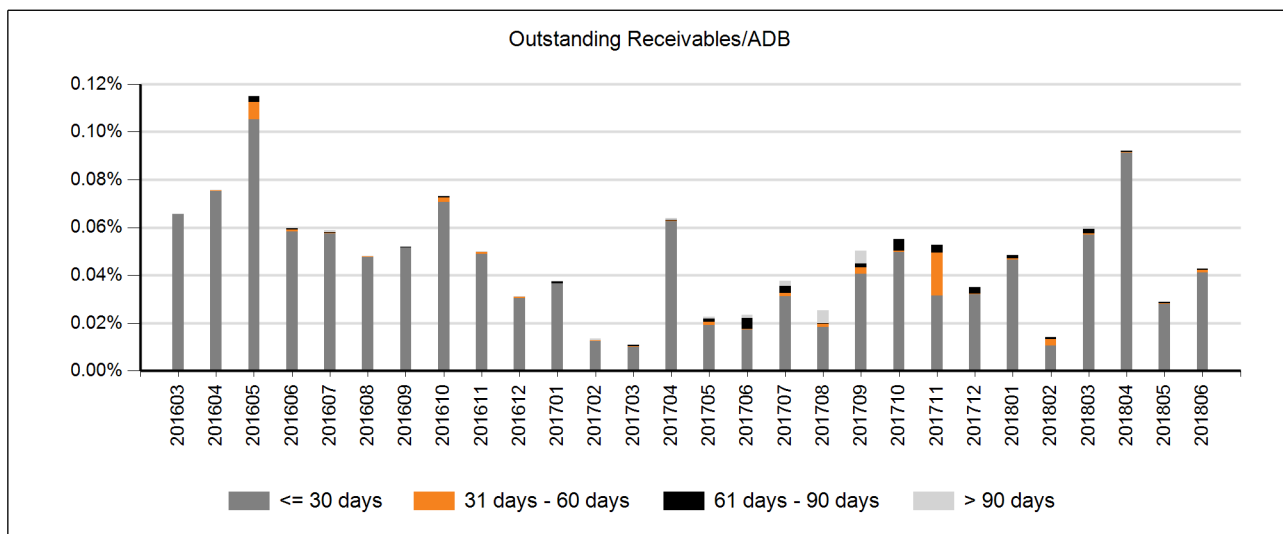
Swap Information

Interest Rate Swap - Class A & Class B Notes

Original Swap Notional Amount (Outstanding Amount of Notes at Closing)	€549,100,000.00
Current Swap Notional Amount (Outstanding Amount of Notes before principal repayment)	€255,052,800.00
Fixed Interest Rate	-0.4050%
Floating Interest Rate	-0.3700%
Paying Leg (Fixed) Swap	€-80,341.63
Receiving Leg (Floating) Swap	€-73,398.53
Net Swap Receipts	€6,943.10
Net Swap Payments	€0.00

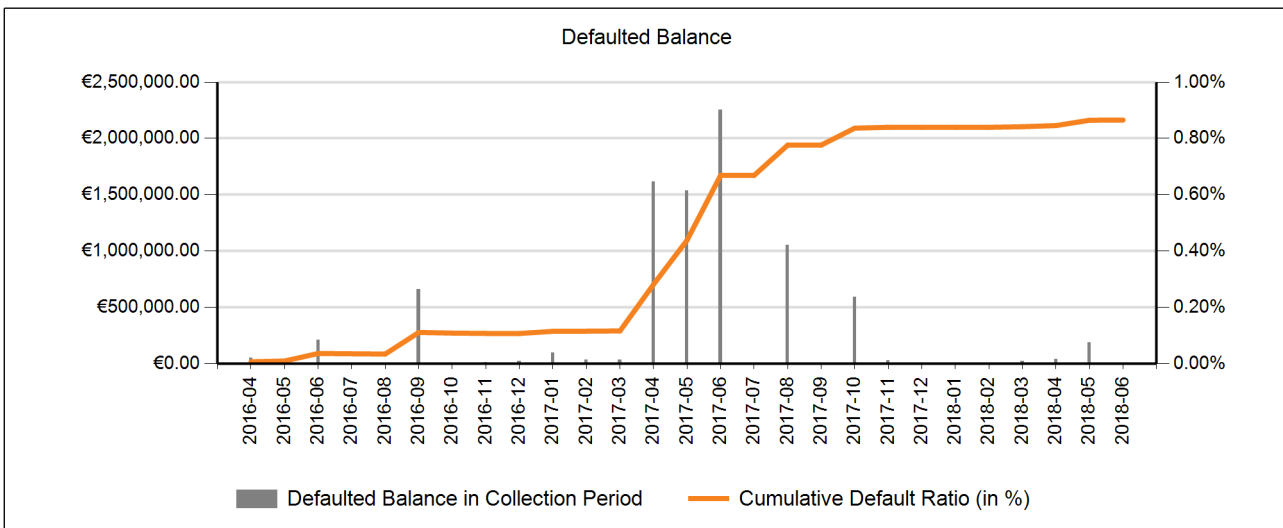
Delinquency Profile

Delinquency Level	Number of Vehicles relating to Outstanding Invoices	Amount of Invoices Outstanding	Outstanding Receivables divided by Aggregate Discounted Balance	Aggregate Discounted Balance Lease Receivables	Discounted Balance Expectancy Rights	Total Aggregate Discounted Balance	Discounted Balance (%)
Performing	22,599	€0.00	0.00 %	€124,460,672.16	€266,911,568.20	€391,372,240.36	96.48 %
<= 30 days	706	€166,769.96	0.04 %	€3,820,805.53	€10,322,423.92	€14,143,229.45	3.49 %
31 - 60 days	8	€4,398.70	0.00 %	€48,863.80	€73,808.93	€122,672.73	0.03 %
61 - 90 days	2	€2,394.50	0.00 %	€9,071.11	€22,442.74	€31,513.85	0.01 %
Total	23,315	€173,563.16	0.04 %	€128,339,412.60	€277,330,243.79	€405,669,656.39	100.00 %



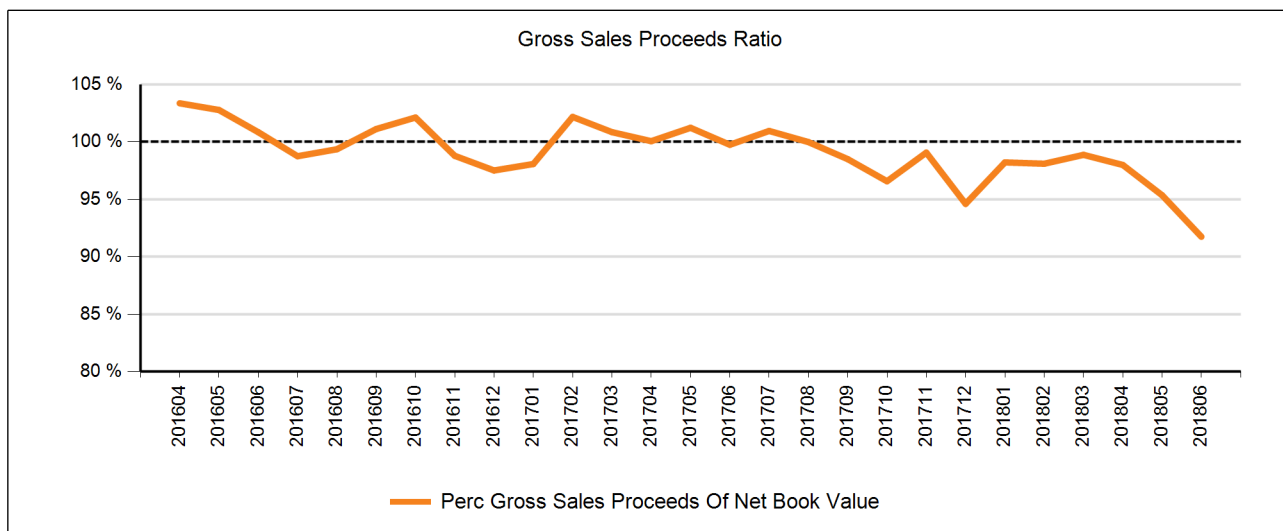
Defaulted Lease Agreements

Collection Period	Number of Defaulted Lease Agreements	Defaulted Balance in Collection Period	Aggregate Defaulted Balance	Discounted Balance of Initial or Additional Portfolio at the respective Cut-Off Date of the Initial or Additional Portfolio	Sum of the Aggregate Discounted Balance of the Initial Portfolio and the Aggregate Discounted Balance of any Additional Portfolio as calculated as of the relevant Cut-Off Date in relation to a Purchased Vehicle	Cumulative Default Ratio %
2016-04	3	€47,891.02	€47,891.02	€720,543,289.69	€720,543,289.69	0.01 %
2016-05	1	€21,061.89	€68,952.91	€25,017,597.36	€745,560,887.05	0.01 %
2016-06	10	€208,561.70	€277,514.61	€23,842,182.18	€769,403,069.23	0.04 %
2016-07	0	€0.00	€277,514.61	€23,570,561.45	€792,973,630.68	0.03 %
2016-08	0	€0.00	€277,514.61	€23,360,131.65	€816,333,762.33	0.03 %
2016-09	26	€656,800.12	€934,314.73	€27,570,508.24	€843,904,270.57	0.11 %
2016-10	0	€0.00	€934,314.73	€18,021,135.12	€861,925,405.69	0.11 %
2016-11	1	€11,976.21	€946,290.94	€20,511,604.73	€882,437,010.42	0.11 %
2016-12	3	€24,381.36	€970,672.30	€25,225,571.34	€907,662,581.76	0.11 %
2017-01	6	€95,216.50	€1,065,888.80	€21,507,595.90	€929,170,177.66	0.11 %
2017-02	3	€34,764.89	€1,100,653.69	€26,473,907.44	€955,644,085.10	0.12 %
2017-03	2	€33,513.62	€1,134,167.31	€22,041,227.86	€977,685,312.96	0.12 %
2017-04	112	€1,617,759.96	€2,751,927.27	€0.00	€977,685,312.96	0.28 %
2017-05	74	€1,535,558.49	€4,287,485.76	€0.00	€977,685,312.96	0.44 %
2017-06	77	€2,250,398.48	€6,537,884.24	€0.00	€977,685,312.96	0.67 %
2017-07	0	€0.00	€6,537,884.24	€0.00	€977,685,312.96	0.67 %
2017-08	60	€1,052,399.46	€7,590,283.70	€0.00	€977,685,312.96	0.78 %
2017-09	0	€0.00	€7,590,283.70	€0.00	€977,685,312.96	0.78 %
2017-10	34	€589,221.17	€8,179,504.87	€0.00	€977,685,312.96	0.84 %
2017-11	2	€28,823.71	€8,208,328.58	€0.00	€977,685,312.96	0.84 %
2017-12	0	€0.00	€8,208,328.58	€0.00	€977,685,312.96	0.84 %
2018-01	0	€0.00	€8,208,328.58	€0.00	€977,685,312.96	0.84 %
2018-02	0	€0.00	€8,208,328.58	€0.00	€977,685,312.96	0.84 %
2018-03	1	€21,567.54	€8,229,896.12	€0.00	€977,685,312.96	0.84 %
2018-04	3	€38,328.29	€8,268,224.41	€0.00	€977,685,312.96	0.85 %
2018-05	10	€186,133.51	€8,454,357.92	€0.00	€977,685,312.96	0.86 %
2018-06	1	€6,737.66	€8,461,095.58	€0.00	€977,685,312.96	0.87 %
Total	429	€8,461,095.58		€977,685,312.96		0.87 %



Sales Proceeds

Month	Number of vehicles sold	Aggregated Net Sales Proceeds	Aggregated Compensation Payments	Aggregated Gross Sales Proceeds	Aggregated Net Book Value	Gross Sales Proceeds as % of NBV
201604	66	€774,853.71	€243,261.57	€1,018,115.28	€985,116.47	103.35 %
201605	187	€2,274,737.53	€572,087.10	€2,846,824.63	€2,770,198.55	102.77 %
201606	487	€5,387,120.90	€908,920.76	€6,296,041.66	€6,243,920.94	100.83 %
201607	617	€6,584,458.43	€1,068,029.61	€7,652,488.04	€7,749,520.50	98.75 %
201608	759	€8,143,460.53	€1,200,930.32	€9,344,390.85	€9,405,252.95	99.35 %
201609	834	€9,050,577.52	€1,173,335.27	€10,223,912.79	€10,111,804.90	101.11 %
201610	746	€8,305,378.97	€1,041,625.81	€9,347,004.78	€9,153,668.25	102.11 %
201611	694	€7,671,561.05	€1,125,015.55	€8,796,576.60	€8,905,150.89	98.78 %
201612	693	€7,609,208.87	€1,214,007.53	€8,823,216.40	€9,048,497.58	97.51 %
201701	838	€9,211,850.60	€1,366,747.43	€10,578,598.03	€10,786,685.87	98.07 %
201702	714	€7,759,329.24	€1,329,002.64	€9,088,331.88	€8,895,841.83	102.16 %
201703	808	€9,662,830.17	€1,358,631.70	€11,021,461.87	€10,929,401.14	100.84 %
201704	611	€6,861,028.71	€1,104,634.23	€7,965,662.94	€7,961,290.76	100.05 %
201705	735	€7,802,900.30	€1,351,411.11	€9,154,311.41	€9,044,147.41	101.22 %
201706	825	€8,699,143.59	€1,451,068.11	€10,150,211.70	€10,176,349.26	99.74 %
201707	719	€7,623,749.90	€1,426,602.45	€9,050,352.35	€8,965,646.90	100.94 %
201708	729	€7,538,428.78	€1,473,822.93	€9,012,251.71	€9,014,193.43	99.98 %
201709	641	€6,263,092.18	€1,391,072.63	€7,654,164.81	€7,771,141.69	98.49 %
201710	835	€8,397,339.97	€1,576,449.31	€9,973,789.28	€10,328,085.14	96.57 %
201711	986	€10,338,462.86	€1,961,441.39	€12,299,904.25	€12,416,760.97	99.06 %
201712	606	€6,042,195.76	€1,167,859.01	€7,210,054.77	€7,621,269.81	94.60 %
201801	839	€8,574,076.03	€1,751,087.67	€10,325,163.70	€10,513,431.92	98.21 %
201802	845	€8,745,862.94	€1,591,734.62	€10,337,597.56	€10,538,195.28	98.10 %
201803	666	€6,881,705.95	€1,186,714.43	€8,068,420.38	€8,160,956.15	98.87 %
201804	813	€8,210,817.58	€1,229,799.63	€9,440,617.21	€9,634,256.89	97.99 %
201805	835	€9,298,898.94	€1,068,006.27	€10,366,905.21	€10,871,877.78	95.36 %
201806	770	€7,779,406.89	€582,424.70	€8,361,831.59	€9,114,031.59	91.75 %
Total	18,898	€201,492,477.90	€32,915,723.78	€234,408,201.68	€237,116,694.85	



**Replenishment Criteria**

	Threshold Value	Actual Value	Trigger Breached
(a) each of the top five Lessee Groups in relation to the respective contribution to the Aggregate Discounted Balance does not account for more than 2%;	N/A	N/A	No
(b) each of the top twenty Lessee Groups (but excluding the top five Lessees) measured in relation to the respective contribution to the Aggregate Discounted Balance does not account for more than 1%;	N/A	N/A	No
(c) each of the top thirty Lessee Groups (but excluding the top twenty Lessees) measured in relation to the respective contribution to the Aggregate Discounted Balance does not account for more than 0.75%;	N/A	N/A	No
(d) each Lessee other than the top thirty Lessee Groups measured in relation to the respective contribution to the Aggregate Discounted Balance does not account for more than 0.50%;	N/A	N/A	No
(e) the Aggregate Discounted Balance resulting from Lease Receivables as a percentage of the Class Principal Outstanding Balance of the Class A Notes is at least 60.5%;	N/A	N/A	No
(f) the Aggregate Discounted Balance resulting from Lease Agreements in respect of which the Lessee is classified in a specific industry does not account for more than 20%;	N/A	N/A	No
(g) the Aggregate Discounted Balance resulting from Lease Agreements in respect of Commercial Vehicles does not account for more than 1%; and	N/A	N/A	No
(h) the Aggregate Discounted Balance resulting from Lease Agreements in respect of Heavy Goods Vehicles does not account for more than 1%.	N/A	N/A	No

**Early Amortisation Event**

Early Amortisation Event means the occurrence of any of the following events:	Trigger Level	Actual Value	Trigger Breached
(a) the amount credited to the Replenishment Ledger and remaining in the Issuer Account after the application of the relevant Priority of Payments on two consecutive Payment Dates exceeds 10 per cent. of the Aggregate Discounted Balance on the Initial Cut-Off Date;	N/A	N/A	No
(b) the Cumulative Default Ratio exceeds 3 per cent. on any Payment Date;	N/A	N/A	No
(c) the Delinquency Ratio exceeds 0.4 per cent. on any Payment Date;	N/A	N/A	No
(d) on any Payment Date, the amount paid under item ninth of the Pre-Enforcement Priority of Payments would be lower than the Required Replenishment Amount;	N/A	N/A	No
(e) LeasePlan Corporation N.V. fails to make any payment or deposit required within five (5) Business Days of the date such payment or deposit is required to be made;			No
(f) a Originator Event of Default;			No
(g) a Servicer Termination Event;			No
(h) a Maintenance Coordinator Termination Event;			No
(i) a Realisation Agent Termination Event;			No
(j) any amount standing to the credit of the Tax Reserve Ledger is insufficient to pay Taxes that are or will become due following the occurrence of a Tax Event;			No
(k) a Change of Control;			No
(l) no Back-Up Servicer has been appointed in accordance with the Servicing Agreement within ninety (90) calendar days following the occurrence of a Back-Up Trigger Event;			No
(m) no Back-Up Maintenance Coordinator has been appointed in accordance with the Maintenance Coordination Agreement within ninety (90) calendar days following the occurrence of a Back-Up Trigger Event;			No
(n) no Back-Up Realisation Agent has been appointed in accordance with the Realisation Agency within ninety (90) calendar days following the occurrence of a Back-Up Trigger Event;			No
(o) an event of default or following a termination event, as defined in the Swap Agreement.			No



Amortisation Schedule

Collection Period	Month	Aggregate Discounted Lease Interest and Principal	Aggregate Discounted Expectancy Rights Scheduled Cashflow	Aggregate Discounted Planned Cashflow	Amortisation Balance
Jun-18	0		€0.00	€0.00	€405,496,093.23
Jul-18	1	€8,049,001.77	€361,752.59	€8,410,754.36	€397,085,338.87
Aug-18	2	€8,664,727.57	€8,994,464.55	€17,659,192.07	€379,426,146.80
Sep-18	3	€7,819,394.77	€10,304,334.17	€18,123,728.94	€361,302,417.87
Oct-18	4	€8,616,857.93	€14,871,398.15	€23,488,256.08	€337,814,161.79
Nov-18	5	€7,077,717.23	€8,947,458.82	€16,025,176.05	€321,788,985.74
Dec-18	6	€7,804,070.22	€6,592,031.95	€14,396,102.17	€307,392,883.58
Jan-19	7	€6,978,910.05	€11,998,062.56	€18,976,972.61	€288,415,910.97
Feb-19	8	€5,535,382.62	€11,091,617.30	€16,626,999.92	€271,788,911.04
Mar-19	9	€6,694,820.68	€13,147,711.60	€19,842,532.28	€251,946,378.76
Apr-19	10	€5,933,096.07	€12,118,455.49	€18,051,551.56	€233,894,827.20
May-19	11	€5,855,823.53	€12,373,322.52	€18,229,146.05	€215,665,681.15
Jun-19	12	€4,688,324.10	€12,836,702.54	€17,525,026.65	€198,140,654.51
Jul-19	13	€4,995,459.44	€13,394,141.67	€18,389,601.12	€179,751,053.39
Aug-19	14	€4,290,313.69	€9,509,582.51	€13,799,896.20	€165,951,157.19
Sep-19	15	€3,692,926.48	€11,082,425.11	€14,775,351.59	€151,175,805.60
Oct-19	16	€3,871,808.01	€13,267,716.22	€17,139,524.23	€134,036,281.38
Nov-19	17	€2,999,528.21	€10,074,109.92	€13,073,638.13	€120,962,643.25
Dec-19	18	€3,188,909.31	€6,835,586.23	€10,024,495.54	€110,938,147.70
Jan-20	19	€2,728,409.51	€7,799,132.54	€10,527,542.05	€100,410,605.65
Feb-20	20	€2,123,156.24	€6,076,630.59	€8,199,786.83	€92,210,818.82
Mar-20	21	€2,493,006.77	€7,512,074.87	€10,005,081.63	€82,205,737.19
Apr-20	22	€2,069,998.91	€6,646,808.81	€8,716,807.71	€73,488,929.48
May-20	23	€2,044,211.56	€5,832,178.26	€7,876,389.82	€65,612,539.66
Jun-20	24	€1,547,330.32	€7,354,770.90	€8,902,101.23	€56,710,438.43
Jul-20	25	€1,607,094.78	€8,849,634.46	€10,456,729.25	€46,253,709.18
Aug-20	26	€1,236,520.24	€6,291,814.83	€7,528,335.06	€38,725,374.12
Sep-20	27	€957,731.53	€5,264,414.34	€6,222,145.87	€32,503,228.25
Oct-20	28	€912,566.07	€5,928,689.73	€6,841,255.80	€25,661,972.45
Nov-20	29	€633,785.43	€4,776,172.80	€5,409,958.23	€20,252,014.22
Dec-20	30	€573,862.66	€3,904,846.84	€4,478,709.50	€15,773,304.72
Jan-21	31	€411,319.85	€3,542,161.52	€3,953,481.37	€11,819,823.35
Feb-21	32	€275,304.76	€994,275.70	€1,269,580.46	€10,550,242.89
Mar-21	33	€307,992.40	€1,088,660.11	€1,396,652.52	€9,153,590.37
Apr-21	34	€252,168.53	€1,216,622.73	€1,468,791.26	€7,684,799.11
May-21	35	€229,762.24	€936,553.38	€1,166,315.62	€6,518,483.49
Jun-21	36	€166,682.70	€819,972.22	€986,654.91	€5,531,828.58
Jul-21	37	€169,081.62	€798,572.91	€967,654.53	€4,564,174.05
Aug-21	38	€135,110.06	€634,859.38	€769,969.44	€3,794,204.61
Sep-21	39	€104,972.09	€607,767.65	€712,739.74	€3,081,464.87
Oct-21	40	€101,166.11	€719,467.19	€820,633.31	€2,260,831.57
Nov-21	41	€65,453.72	€535,889.36	€601,343.08	€1,659,488.49
Dec-21	42	€59,987.32	€362,612.37	€422,599.69	€1,236,888.80
Jan-22	43	€40,637.26	€390,314.88	€430,952.14	€805,936.66
Feb-22	44	€32,355.62	€44,949.67	€77,305.28	€728,631.38
Mar-22	45	€29,971.09	€218,423.30	€248,394.39	€480,236.99
Apr-22	46	€15,527.81	€163,941.43	€179,469.24	€300,767.75
May-22	47	€12,613.10	€20,523.56	€33,136.66	€267,631.10
Jun-22	48	€11,806.46	€27,532.17	€39,338.63	€228,292.47
Jul-22	49	€10,526.46	€3,997.65	€14,524.12	€213,768.35
Aug-22	50	€10,341.23	€7,195.39	€17,536.61	€196,231.74
Sep-22	51	€9,789.59	€5,964.03	€15,753.62	€180,478.12
Oct-22	52	€8,229.52	€29,049.50	€37,279.02	€143,199.09
Nov-22	53	€7,133.08	€28,626.99	€35,760.07	€107,439.02
Dec-22	54	€4,960.71	€34,632.50	€39,593.20	€67,845.82
Jan-23	55	€4,059.02	€10,326.80	€14,385.82	€53,460.00
Feb-23	56	€3,009.51	€24,741.11	€27,750.62	€25,709.38
Mar-23	57	€1,141.90	€24,567.43	€25,709.38	€0.00
Apr-23	58	€0.00	€0.00	€0.00	€0.00



Bumper 7 S.A.

Reporting Month: July 2018
Reporting Date: 18/07/2018

Collection Period	Month	Aggregate Discounted Lease Interest and Principal	Aggregate Discounted Expectancy Rights Scheduled Cashflow	Aggregate Discounted Planned Cashflow	Amortisation Balance
May-23	59	€0.00	€0.00	€0.00	€0.00

Stratification Tables

Business Sector	Number of Lease Agreements	Percentage of Lease Agreements	Discounted Balance	Percentage of Discounted Balance	Discounted Balance Lease Receivable	Discounted Balance Expectancy Rights
Corporate	20,340	87.24 %	€364,434,739.64	89.84 %	€115,914,951.23	€248,519,788.41
Government	258	1.11 %	€3,336,560.57	0.82 %	€970,588.41	€2,365,972.16
SME	2,717	11.65 %	€37,898,356.18	9.34 %	€11,453,872.96	€26,444,483.22
Total	23,315	100.00 %	€405,669,656.39	100.00 %	€128,339,412.60	€277,330,243.79

Product Type (open closed)	Number of Lease Agreements	Percentage of Lease Agreements	Discounted Balance	Percentage of Discounted Balance	Discounted Balance Lease Receivable	Discounted Balance Expectancy Rights
Open Calculation	8,951	38.39 %	€160,307,406.05	39.52 %	€50,957,930.57	€109,349,475.48
Closed Calculation	13,920	59.70 %	€234,844,762.96	57.89 %	€70,035,639.29	€164,809,123.67
Open Calculation w. Client Risk	412	1.77 %	€10,191,582.12	2.51 %	€7,171,437.62	€3,020,144.50
Sale and Lease Back	32	0.14 %	€325,905.26	0.08 %	€174,405.12	€151,500.14
Total	23,315	100.00 %	€405,669,656.39	100.00 %	€128,339,412.60	€277,330,243.79

Vehicle Type	Number of Lease Agreements	Percentage of Lease Agreements	Discounted Balance	Percentage of Discounted Balance	Discounted Balance Lease Receivable	Discounted Balance Expectancy Rights
Passenger Vehicle	19,488	83.59 %	€347,958,801.04	85.77 %	€105,279,782.30	€242,679,018.74
Light Commercial Vehicle (LCV)	3,711	15.92 %	€52,357,797.92	12.91 %	€19,551,761.59	€32,806,036.33
Heavy Goods Vehicle (HGV)	114	0.49 %	€5,311,072.55	1.31 %	€3,484,772.01	€1,826,300.54
Commercial Vehicle	2	0.01 %	€41,984.88	0.01 %	€23,096.70	€18,888.18
Total	23,315	100.00 %	€405,669,656.39	100.00 %	€128,339,412.60	€277,330,243.79

New Versus Used	Number of Lease Agreements	Percentage of Lease Agreements	Discounted Balance	Percentage of Discounted Balance	Discounted Balance Lease Receivable	Discounted Balance Expectancy Rights
New	23,200	99.51 %	€403,368,886.44	99.43 %	€127,429,259.02	€275,939,627.42
Used	115	0.49 %	€2,300,769.95	0.57 %	€910,153.58	€1,390,616.37
Total	23,315	100.00 %	€405,669,656.39	100.00 %	€128,339,412.60	€277,330,243.79

Total current discounted balance (>= - <)	Number of Lease Agreements	Percentage of Lease Agreements	Discounted Balance	Percentage of Discounted Balance	Discounted Balance Lease Receivable	Discounted Balance Expectancy Rights
1.00 - 5,000.00	187	0.80 %	€788,704.93	0.19 %	€187,351.71	€601,353.22
5,000.00 - 10,000.00	2,762	11.85 %	€22,266,674.72	5.49 %	€5,601,668.22	€16,665,006.50
10,000.00 - 15,000.00	6,694	28.71 %	€84,739,415.19	20.89 %	€23,153,050.05	€61,586,365.14
15,000.00 - 20,000.00	6,485	27.81 %	€112,471,533.76	27.72 %	€34,770,124.27	€77,701,409.49
20,000.00 - 25,000.00	4,210	18.06 %	€93,944,064.70	23.16 %	€30,449,423.27	€63,494,641.43
25,000.00 - 30,000.00	2,055	8.81 %	€55,629,327.22	13.71 %	€19,024,401.28	€36,604,925.94
> 30.000	922	3.95 %	€35,829,935.87	8.83 %	€15,153,393.80	€20,676,542.07
Total	23,315	100.00 %	€405,669,656.39	100.00 %	€128,339,412.60	€277,330,243.79



Total Investment Amount (>= - <)	Number of Lease Agreements	Percentage of Lease Agreements	Discounted Balance	Percentage of Discounted Balance	Discounted Balance Lease Receivable	Discounted Balance Expectancy Rights
1.00 - 10,000.00	340	1.46 %	€1,837,920.42	0.45 %	€460,387.94	€1,377,532.48
10,000.00 - 20,000.00	4,830	20.72 %	€49,897,065.08	12.30 %	€14,772,960.83	€35,124,104.25
20,000.00 - 30,000.00	9,838	42.20 %	€153,315,441.24	37.79 %	€46,707,576.18	€106,607,865.06
30,000.00 - 40,000.00	5,664	24.29 %	€124,191,793.63	30.61 %	€38,267,404.36	€85,924,389.27
40,000.00 - 50,000.00	1,876	8.05 %	€50,851,142.17	12.54 %	€15,486,866.06	€35,364,276.11
50,000.00 >=	767	3.29 %	€25,576,293.85	6.30 %	€12,644,217.23	€12,932,076.62
Total	23,315	100.00 %	€405,669,656.39	100.00 %	€128,339,412.60	€277,330,243.79

Expected Nominal Expectancy Rights (>= - <)	Number of Lease Agreements	Percentage of Lease Agreements	Discounted Balance	Percentage of Discounted Balance	Discounted Balance Lease Receivable	Discounted Balance Expectancy Rights
0 - 2.500	48	0.21 %	€226,693.57	0.06 %	€151,373.12	€75,320.45
2,500.00 - 5,000.00	970	4.16 %	€9,510,751.22	2.34 %	€5,866,897.09	€3,643,854.13
5,000.00 - 7,500.00	2,436	10.45 %	€23,349,638.38	5.76 %	€8,710,701.70	€14,638,936.68
7,500.00 - 10,000.00	4,346	18.64 %	€55,517,515.58	13.69 %	€19,638,933.28	€35,878,582.30
10,000.00 - 12,500.00	4,859	20.84 %	€74,903,779.37	18.46 %	€23,790,239.68	€51,113,539.69
12,500.00 - 15,000.00	3,959	16.98 %	€73,522,082.01	18.12 %	€22,596,435.39	€50,925,646.62
15,000.00 >=	6,697	28.72 %	€168,639,196.26	41.57 %	€47,584,832.34	€121,054,363.92
Total	23,315	100.00 %	€405,669,656.39	100.00 %	€128,339,412.60	€277,330,243.79

Expected Discounted Expectancy Rights (>= - <)	Number of Lease Agreements	Percentage of Lease Agreements	Discounted Balance	Percentage of Discounted Balance	Discounted Balance Lease Receivable	Discounted Balance Expectancy Rights
0.00 - 2,500.00	57	0.24 %	€294,988.80	0.07 %	€198,101.89	€96,886.91
2,500.00 - 5,000.00	1,166	5.00 %	€11,566,744.60	2.85 %	€6,973,276.13	€4,593,468.47
5,000.00 - 7,500.00	3,067	13.15 %	€31,913,555.74	7.87 %	€12,244,267.37	€19,669,288.37
7,500.00 - 10,000.00	4,938	21.18 %	€67,367,579.72	16.61 %	€23,801,266.74	€43,566,312.98
10,000.00 - 12,500.00	4,849	20.80 %	€79,924,570.72	19.70 %	€25,515,950.22	€54,408,620.50
12,500.00 - 15,000.00	3,770	16.17 %	€73,811,886.38	18.20 %	€22,173,154.78	€51,638,731.60
15,000.00 >=	5,468	23.45 %	€140,790,330.43	34.71 %	€37,433,395.47	€103,356,934.96
Total	23,315	100.00 %	€405,669,656.39	100.00 %	€128,339,412.60	€277,330,243.79

Original Term (>= - <)	Number of Lease Agreements	Percentage of Lease Agreements	Discounted Balance	Percentage of Discounted Balance	Discounted Balance Lease Receivable	Discounted Balance Expectancy Rights
0.00 - 12.00						
12.00 - 24.00	7	0.03 %	€48,896.55	0.01 %	€11,918.17	€36,978.38
24.00 - 36.00	569	2.44 %	€9,450,929.42	2.33 %	€2,051,103.72	€7,399,825.70
36.00 - 48.00	7,167	30.74 %	€125,090,325.15	30.84 %	€31,784,720.72	€93,305,604.43
48.00 - 60.00	13,106	56.21 %	€227,320,865.07	56.04 %	€72,468,358.02	€154,852,507.05
60.00 >=	2,466	10.58 %	€43,758,640.20	10.79 %	€22,023,311.97	€21,735,328.23
Total	23,315	100.00 %	€405,669,656.39	100.00 %	€128,339,412.60	€277,330,243.79



Seasoning (>= - <)	Number of Lease Agreements	Percentage of Lease Agreements	Discounted Balance	Percentage of Discounted Balance	Discounted Balance Lease Receivable	Discounted Balance Expectancy Rights
0.00 - 12.00						
12.00 - 24.00	5,524	23.69 %	€112,492,059.44	27.73 %	€47,234,419.00	€65,257,640.44
24.00 - 36.00	10,971	47.06 %	€191,515,524.47	47.21 %	€56,144,155.48	€135,371,368.99
36.00 - 48.00	5,618	24.10 %	€84,435,927.54	20.81 %	€18,314,832.06	€66,121,095.48
48.00 - 60.00	933	4.00 %	€11,938,929.27	2.94 %	€3,611,608.97	€8,327,320.30
60.00 >=	269	1.15 %	€5,287,215.67	1.30 %	€3,034,397.09	€2,252,818.58
Total	23,315	100.00 %	€405,669,656.39	100.00 %	€128,339,412.60	€277,330,243.79

Contract Start Year	Number of Lease Agreements	Percentage of Lease Agreements	Discounted Balance	Percentage of Discounted Balance	Discounted Balance Lease Receivable	Discounted Balance Expectancy Rights
2005	1	0.00 %	€7,819.04	0.00 %	€3,276.18	€4,542.86
2006	7	0.03 %	€68,757.36	0.02 %	€41,627.26	€27,130.10
2007	16	0.07 %	€188,897.18	0.05 %	€141,864.68	€47,032.50
2010	4	0.02 %	€25,649.61	0.01 %	€11,545.73	€14,103.88
2011	12	0.05 %	€176,521.53	0.04 %	€80,120.79	€96,400.74
2012	147	0.63 %	€2,980,024.46	0.73 %	€1,596,828.07	€1,383,196.39
2013	391	1.68 %	€5,549,029.46	1.37 %	€2,096,246.08	€3,452,783.38
2014	2,519	10.80 %	€34,441,406.66	8.49 %	€7,585,838.94	€26,855,567.72
2015	9,461	40.58 %	€154,003,785.88	37.96 %	€37,867,553.63	€116,136,232.25
2016	10,285	44.11 %	€198,141,202.09	48.84 %	€73,977,420.22	€124,163,781.87
2017	472	2.02 %	€10,086,563.12	2.49 %	€4,937,091.02	€5,149,472.10
Total	23,315	100.00 %	€405,669,656.39	100.00 %	€128,339,412.60	€277,330,243.79

Contract End Year	Number of Lease Agreements	Percentage of Lease Agreements	Discounted Balance	Percentage of Discounted Balance	Discounted Balance Lease Receivable	Discounted Balance Expectancy Rights
2018	4,017	17.23 %	€55,578,553.22	13.70 %	€5,507,112.96	€50,071,440.26
2019	11,152	47.83 %	€186,655,892.74	46.01 %	€48,926,458.97	€137,729,433.77
2020	6,710	28.78 %	€132,931,731.40	32.77 %	€56,694,562.42	€76,237,168.98
2021	1,316	5.64 %	€27,071,620.90	6.67 %	€14,814,206.49	€12,257,414.41
2022	114	0.49 %	€3,095,729.53	0.76 %	€2,120,578.49	€975,151.04
2023	6	0.03 %	€336,128.60	0.08 %	€276,493.27	€59,635.33
Total	23,315	100.00 %	€405,669,656.39	100.00 %	€128,339,412.60	€277,330,243.79

Interest Rate (>= - <)	Number of Lease Agreements	Percentage of Lease Agreements	Discounted Balance	Percentage of Discounted Balance	Discounted Balance Lease Receivable	Discounted Balance Expectancy Rights
0.00 % - 1.00 %	14	0.06 %	€322,118.16	0.08 %	€154,612.08	€167,506.08
1.00 % - 2.00 %	487	2.09 %	€9,689,513.48	2.39 %	€3,200,962.91	€6,488,550.57
2.00 % - 3.00 %	10,261	44.01 %	€190,777,599.93	47.03 %	€61,916,727.00	€128,860,872.93
3.00 % - 4.00 %	8,859	38.00 %	€152,900,233.95	37.69 %	€47,773,643.60	€105,126,590.35
4.00 % - 5.00 %	3,310	14.20 %	€47,427,763.06	11.69 %	€13,087,596.52	€34,340,166.54
5.00 % - 6.00 %	382	1.64 %	€4,529,030.90	1.12 %	€2,199,098.68	€2,329,932.22
6.00 % - 7.00 %	2	0.01 %	€23,396.91	0.01 %	€6,771.81	€16,625.10
Total	23,315	100.00 %	€405,669,656.39	100.00 %	€128,339,412.60	€277,330,243.79



Lease Instalment (Interest & Depreciation)	Number of Lease Agreements	Percentage of Lease Agreements	Discounted Balance	Percentage of Discounted Balance	Discounted Balance Lease Receivable	Discounted Balance Expectancy Rights
0.00 - 250.00	5,085	21.81 %	€55,286,401.95	13.63 %	€15,028,615.11	€40,257,786.84
250.00 - 500.00	13,721	58.85 %	€239,065,395.80	58.93 %	€73,815,380.38	€165,250,015.42
500.00 - 750.00	3,723	15.97 %	€86,643,966.42	21.36 %	€27,270,044.22	€59,373,922.20
750.00 - 1,000.00	552	2.37 %	€13,296,481.70	3.28 %	€6,213,845.43	€7,082,636.27
1,000.00 - 1,250.00	111	0.48 %	€3,105,542.16	0.77 %	€1,540,985.42	€1,564,556.74
1,250.00 - 1,500.00	43	0.18 %	€2,310,705.06	0.57 %	€1,063,426.63	€1,247,278.43
1,500.00 >=	80	0.34 %	€5,961,163.30	1.47 %	€3,407,115.41	€2,554,047.89
Total	23,315	100.00 %	€405,669,656.39	100.00 %	€128,339,412.60	€277,330,243.79

Remaining Duration (>= - <)	Number of Lease Agreements	Percentage of Lease Agreements	Discounted Balance	Percentage of Discounted Balance	Discounted Balance Lease Receivable	Discounted Balance Expectancy Rights
0.00 - 12.00	9,852	42.26 %	€149,397,328.48	36.83 %	€25,760,016.25	€123,637,312.23
12.00 - 24.00	8,882	38.10 %	€159,537,032.70	39.33 %	€54,731,372.34	€104,805,660.36
24.00 - 36.00	4,040	17.33 %	€84,806,160.34	20.91 %	€40,628,752.34	€44,177,408.00
36.00 - 48.00	517	2.22 %	€11,130,814.47	2.74 %	€6,590,052.66	€4,540,761.81
48.00 - 60.00	24	0.10 %	€798,320.40	0.20 %	€629,219.01	€169,101.39
Total	23,315	100.00 %	€405,669,656.39	100.00 %	€128,339,412.60	€277,330,243.79

Internal Rating Corporate, Government	Number of Lease Agreements	Percentage of Lease Agreements	Discounted Balance	Percentage of Discounted Balance	Discounted Balance Lease Receivable	Discounted Balance Expectancy Rights
1 - Prime	1,503	7.30 %	€26,484,297.75	7.20 %	€7,766,723.87	€18,717,573.88
2A - Very strong	2,283	11.08 %	€39,284,609.86	10.68 %	€11,972,358.64	€27,312,251.22
2B - Strong	1,117	5.42 %	€22,360,654.67	6.08 %	€6,983,152.83	€15,377,501.84
2C - Relatively strong	3,369	16.36 %	€56,171,015.29	15.27 %	€17,706,971.01	€38,464,044.28
3A - Very acceptable	4,081	19.81 %	€72,492,752.33	19.71 %	€24,695,288.88	€47,797,463.45
3B - Acceptable	4,416	21.44 %	€84,493,692.27	22.97 %	€25,902,742.93	€58,590,949.34
3C - Relatively acceptable	2,213	10.74 %	€39,404,699.37	10.71 %	€13,350,729.49	€26,053,969.88
4A - Very sufficient	911	4.42 %	€15,192,360.55	4.13 %	€4,431,577.13	€10,760,783.42
4B - Sufficient	427	2.07 %	€7,101,779.03	1.93 %	€2,511,150.61	€4,590,628.42
4C - Relatively sufficient	119	0.58 %	€1,870,691.48	0.51 %	€652,868.95	€1,217,822.53
5A - Somewhat weak-SA	23	0.11 %	€410,576.50	0.11 %	€163,815.87	€246,760.63
5C - Very weak-Watch	13	0.06 %	€174,744.57	0.05 %	€44,142.45	€130,602.12
6A - Sub-standard-Watch	3	0.01 %	€39,896.48	0.01 %	€6,815.88	€33,080.60
NR - No Rating	120	0.58 %	€2,289,530.06	0.62 %	€697,201.10	€1,592,328.96
Total	20,598	100.00 %	€367,771,300.21	100.00 %	€116,885,539.64	€250,885,760.57

Geographical Region	Number of Lease Agreements	Percentage of Lease Agreements	Discounted Balance	Percentage of Discounted Balance	Discounted Balance Lease Receivables	Discounted Balance Expectancy Rights
Nordrhein-Westfalen	7,102	30.46%	€127,878,885.74	31.52 %	€42,539,077.47	€85,339,808.27
Hessen	4,332	18.58%	€79,883,285.11	19.69 %	€23,928,422.82	€55,954,862.29
Baden-Württemberg	3,568	15.30%	€63,630,457.15	15.69 %	€19,239,278.08	€44,391,179.07
Bayern	2,713	11.64%	€49,056,844.07	12.09 %	€14,786,419.87	€34,270,424.20
Niedersachsen	1,313	5.63%	€20,667,034.77	5.09 %	€7,164,737.91	€13,502,296.86
Hamburg	1,162	4.98%	€18,503,896.20	4.56 %	€5,287,514.88	€13,216,381.32
Berlin	795	3.41%	€12,044,599.59	2.97 %	€3,815,229.05	€8,229,370.54
Rheinland-Pfalz	627	2.69%	€9,761,050.88	2.41 %	€3,227,156.14	€6,533,894.74
Schleswig-Holstein	350	1.50%	€6,003,394.95	1.48 %	€2,736,939.46	€3,266,455.49
Bremen	299	1.28%	€4,336,218.88	1.07 %	€1,197,924.71	€3,138,294.17
Saarland	247	1.06%	€3,559,948.64	0.88 %	€1,160,899.94	€2,399,048.70
Sachsen	228	0.98%	€2,988,473.22	0.74 %	€931,220.31	€2,057,252.91
Thüringen	237	1.02%	€2,415,195.94	0.60 %	€651,097.45	€1,764,098.49
Brandenburg	148	0.63%	€1,976,341.53	0.49 %	€693,104.43	€1,283,237.10
Sachsen-Anhalt	124	0.53%	€1,932,975.60	0.48 %	€635,058.21	€1,297,917.39
Mecklenburg-Vorpommern	70	0.30%	€1,031,054.12	0.25 %	€345,331.87	€685,722.25
Total	23,315	100.00%	€405,669,656.39	100.00 %	€128,339,412.60	€277,330,243.79



Top 15 Manufacturers	Number of Lease Agreements	Percentage of Lease Agreements	Discounted Balance	Percentage of Discounted Balance	Discounted Balance Lease Receivables	Discounted Balance Expectancy Rights
Volkswagen	5,122	21.97%	€83,208,529.09	20.51 %	€26,704,730.66	€56,503,798.43
Ford	5,298	22.72%	€69,585,373.07	17.15 %	€21,177,860.63	€48,407,512.44
Audi	2,986	12.81%	€67,180,354.32	16.56 %	€20,362,584.54	€46,817,769.78
BMW	2,613	11.21%	€58,023,786.51	14.30 %	€16,903,701.14	€41,120,085.37
Mercedes	1,862	7.99%	€43,073,280.20	10.62 %	€11,126,019.65	€31,947,260.55
Opel	1,756	7.53%	€21,287,684.83	5.25 %	€6,681,811.40	€14,605,873.43
MERCEDES-NFZ	987	4.23%	€19,617,372.34	4.84 %	€9,113,769.71	€10,503,602.63
Skoda	796	3.41%	€12,012,350.39	2.96 %	€4,491,547.28	€7,520,803.11
Volvo	354	1.52%	€7,786,725.95	1.92 %	€2,297,912.29	€5,488,813.66
Renault	265	1.14%	€3,032,836.08	0.75 %	€1,086,085.80	€1,946,750.28
Tesla	45	0.19%	€3,023,919.87	0.75 %	€1,518,063.31	€1,505,856.56
SEAT	222	0.95%	€2,837,192.43	0.70 %	€958,321.52	€1,878,870.91
Peugeot	182	0.78%	€2,185,665.15	0.54 %	€969,725.23	€1,215,839.92
CITROEN	230	0.99%	€1,779,889.82	0.44 %	€542,133.92	€1,237,755.90
Land Rover	47	0.20%	€1,261,270.99	0.31 %	€310,361.68	€950,909.31
Other	550	2.36%	€9,773,525.35	2.41 %	€4,094,783.84	€5,678,741.51
Total	23,315	100.00%	€405,669,656.39	100.00 %	€128,339,412.60	€277,330,243.79

Top 10 postal Towns	Number of Lease Agreements	Percentage of Lease Agreements	Discounted Balance	Percentage of Discounted Balance	Discounted Balance Lease Receivables	Discounted Balance Expectancy Rights
Düsseldorf	1,180	5.06%	€22,609,467.89	5.57 %	€7,164,799.12	€15,444,668.77
Hamburg	1,172	5.03%	€18,729,483.24	4.62 %	€5,389,000.69	€13,340,482.55
MÜNCHEN	790	3.39%	€15,784,183.97	3.89 %	€5,153,029.18	€10,631,154.79
Frankfurt	816	3.50%	€15,569,793.37	3.84 %	€4,772,032.20	€10,797,761.17
Köln	749	3.21%	€13,770,821.20	3.39 %	€3,891,777.35	€9,879,043.85
BERLIN	795	3.41%	€12,044,599.59	2.97 %	€3,815,229.05	€8,229,370.54
Bielefeld	612	2.62%	€10,462,390.33	2.58 %	€3,404,756.28	€7,057,634.05
Ratingen	503	2.16%	€8,784,666.41	2.17 %	€4,503,456.54	€4,281,209.87
Ehningen	433	1.86%	€8,430,309.17	2.08 %	€1,777,463.93	€6,652,845.24
Mannheim	468	2.01%	€8,057,620.86	1.99 %	€2,343,328.02	€5,714,292.84
Other	15,797	67.75%	€271,426,320.36	66.91 %	€86,124,540.24	€185,301,780.12
Total	23,315	100.00%	€405,669,656.39	100.00 %	€128,339,412.60	€277,330,243.79



Bumper 7 S.A.

Reporting Month: July 2018
Reporting Date: 18/07/2018

Top 50 Clients	Number of Lease Agreements	Percentage of Lease Agreements	Discounted Balance	Percentage of Discounted Balance	Discounted Balance Lease Receivables	Discounted Balance Expectancy Rights
1	441	1.89%	€9,223,497.63	2.27 %	€2,949,949.89	€6,273,547.74
2	540	2.32%	€8,800,722.31	2.17 %	€2,934,304.53	€5,866,417.78
3	442	1.90%	€8,595,373.27	2.12 %	€1,826,542.12	€6,768,831.15
4	369	1.58%	€5,075,437.31	1.25 %	€1,921,956.18	€3,153,481.13
5	347	1.49%	€4,888,221.11	1.20 %	€1,768,361.01	€3,119,860.10
6	230	0.99%	€4,844,137.81	1.19 %	€1,622,856.87	€3,221,280.94
7	98	0.42%	€4,816,032.81	1.19 %	€3,093,526.36	€1,722,506.45
8	202	0.87%	€4,602,849.56	1.13 %	€1,306,726.91	€3,296,122.65
9	270	1.16%	€4,403,732.53	1.09 %	€3,433,623.46	€970,109.07
10	299	1.28%	€4,211,055.17	1.04 %	€1,399,814.60	€2,811,240.57
11	211	0.91%	€4,010,801.76	0.99 %	€1,051,058.88	€2,959,742.88
12	428	1.84%	€3,981,035.59	0.98 %	€928,689.16	€3,052,346.43
13	218	0.94%	€3,938,795.65	0.97 %	€1,510,102.91	€2,428,692.74
14	211	0.91%	€3,814,278.54	0.94 %	€1,038,207.02	€2,776,071.52
15	200	0.86%	€3,725,142.87	0.92 %	€1,363,566.15	€2,361,576.72
16	198	0.85%	€3,667,379.82	0.90 %	€620,262.48	€3,047,117.34
17	230	0.99%	€3,592,349.53	0.89 %	€1,330,685.47	€2,261,664.06
18	165	0.71%	€3,333,205.63	0.82 %	€491,803.69	€2,841,401.94
19	149	0.64%	€3,244,747.95	0.80 %	€956,948.93	€2,287,799.02
20	220	0.94%	€3,154,139.41	0.78 %	€659,638.19	€2,494,501.22
21	160	0.69%	€3,067,402.61	0.76 %	€645,178.21	€2,422,224.40
22	230	0.99%	€3,006,980.78	0.74 %	€880,590.32	€2,126,390.46
23	120	0.51%	€2,763,146.99	0.68 %	€1,137,226.72	€1,625,920.27
24	135	0.58%	€2,668,168.92	0.66 %	€686,174.34	€1,981,994.58
25	37	0.16%	€2,647,474.17	0.65 %	€1,346,317.92	€1,301,156.25
26	135	0.58%	€2,374,760.36	0.59 %	€828,061.89	€1,546,698.47
27	122	0.52%	€2,351,027.55	0.58 %	€539,516.10	€1,811,511.45
28	135	0.58%	€2,339,336.24	0.58 %	€844,800.05	€1,494,536.19
29	87	0.37%	€2,252,687.39	0.56 %	€594,812.83	€1,657,874.56
30	115	0.49%	€2,214,027.55	0.55 %	€793,079.20	€1,420,948.35
31	144	0.62%	€2,163,393.26	0.53 %	€911,348.20	€1,252,045.06
32	94	0.40%	€2,161,066.50	0.53 %	€816,016.71	€1,345,049.79
33	136	0.58%	€2,108,107.30	0.52 %	€735,325.79	€1,372,781.51
34	140	0.60%	€2,107,705.79	0.52 %	€574,589.22	€1,533,116.57
35	112	0.48%	€2,092,697.60	0.52 %	€815,413.96	€1,277,283.64
36	111	0.48%	€2,080,742.28	0.51 %	€789,608.34	€1,291,133.94
37	141	0.60%	€2,080,263.11	0.51 %	€518,075.70	€1,562,187.41
38	99	0.42%	€2,079,272.91	0.51 %	€578,540.36	€1,500,732.55
39	110	0.47%	€2,060,310.86	0.51 %	€547,483.40	€1,512,827.46
40	122	0.52%	€2,025,214.62	0.50 %	€663,208.41	€1,362,006.21
41	98	0.42%	€2,005,758.75	0.49 %	€863,818.92	€1,141,939.83
42	114	0.49%	€2,001,639.24	0.49 %	€400,162.85	€1,601,476.39
43	152	0.65%	€1,986,789.26	0.49 %	€618,560.01	€1,368,229.25
44	106	0.45%	€1,980,951.95	0.49 %	€575,575.76	€1,405,376.19
45	98	0.42%	€1,976,361.38	0.49 %	€448,891.55	€1,527,469.83
46	87	0.37%	€1,956,650.35	0.48 %	€540,120.50	€1,416,529.85
47	92	0.39%	€1,943,283.52	0.48 %	€1,232,475.95	€710,807.57
48	97	0.42%	€1,924,599.15	0.47 %	€512,275.21	€1,412,323.94
49	102	0.44%	€1,884,878.84	0.46 %	€554,758.28	€1,330,120.56
50	76	0.33%	€1,862,392.60	0.46 %	€87,867.27	€1,774,525.33
Other	14,340	61.51%	€243,579,628.30	60.04 %	€75,050,913.82	€168,528,714.48
Total	23,315	100.00%	€405,669,656.39	100.00 %	€128,339,412.60	€277,330,243.79



Industrial Sector*	Number of Lease Agreements	Percentage of Lease Agreements	Discounted Balance	Percentage of Discounted Balance	Discounted Balance Lease Receivables	Discounted Balance Expectancy Rights
WHOLESALE TRADE, EXCEPT OF MOTOR VEHICLES AND MOTORCYCLES	1,796	7.70%	€35,542,055.19	8.76 %	€11,731,011.11	€23,811,044.08
OTHER MANUFACTURING	1,788	7.67%	€33,036,392.82	8.14 %	€11,793,979.59	€21,242,413.23
MANUFACTURE OF ELECTRICAL EQUIPMENT	1,750	7.51%	€30,685,452.13	7.56 %	€9,004,352.08	€21,681,100.05
INFORMATION SERVICE ACTIVITIES	1,408	6.04%	€28,571,208.46	7.04 %	€7,476,282.77	€21,094,925.69
MANUFACTURE OF CHEMICALS AND CHEMICAL PRODUCTS	1,546	6.63%	€28,184,971.40	6.95 %	€9,702,820.47	€18,482,150.93
MANUFACTURE OF MACHINERY AND EQUIPMENT N.E.C.	1,678	7.20%	€27,668,398.09	6.82 %	€8,193,675.16	€19,474,722.93
MANUFACTURE OF MOTOR VEHICLES, TRAILERS AND SEMI-TRAILERS	1,278	5.48%	€26,889,204.24	6.63 %	€9,212,034.33	€17,677,169.91
OFFICE ADMINISTRATIVE, OFFICE SUPPORT AND OTHER BUSINESS SUPPORT ACTIVITIES	1,365	5.85%	€21,828,977.69	5.38 %	€8,366,801.65	€13,462,176.04
MANUFACTURE OF FOOD PRODUCTS	758	3.25%	€13,103,122.39	3.23 %	€4,215,689.07	€8,887,433.32
MANUFACTURE OF PAPER AND PAPER PRODUCTS	538	2.31%	€9,566,609.61	2.36 %	€2,888,322.42	€6,678,287.19
Other	9,410	40.36%	€150,593,264.37	37.12 %	€45,754,443.95	€104,838,820.42
Total	23,315	100.00%	€405,669,656.39	100.00 %	€128,339,412.60	€277,330,243.79

*Based on NACE Rev 2

**Contact Information**

Account Bank, Paying Agent, Reference Agent, Listing Agent, Back-Up Maintenance Coordinator Facilitator, Back-Up Servicer Facilitator	BNP Paribas Securities Services 60 Avenue J.F. Kennedy L-1855 Luxembourg Luxembourg	Corporate Services Provider, Trustee, Data Trustee	Wilmington Trust SP Services (Frankfurt) GmbH 52-54 Avenue du x Septembre L-2550 Luxembourg Luxembourg
Expectancy Rights Trustee	Wilmington Trust (London) Limited Third Floor, 1 King's Arms Yard EC2R 7AF London United Kingdom	Originator, Servicer, Realisation Agent, Maintenance Coordinator and Junior Subordinated Lender	Leaseplan Deutschland GmbH Hellerbergstrasse 10b 41460 Neuss Germany Bumper.IR@leaseplancorp.com
Reporting Agent	Intertrust Netherlands B.V. Prins Bernhardplein 200 1097 JB Amsterdam The Netherlands securitisation@intertrustgroup.com	Swap Counterparty	BNP Paribas 16, Boulevard des Italiens 75009 Paris France